



For Office Use Only: Application Number: Date:

APPLICATION TO INSTALL AND MAINTAIN A PUBLIC PAY TELEPHONE (PPT)

Application Type: New Site ___ Move-to-the-Curb ___ Add-On ___ Public Safety ___

A. Full Name of Company: _____
Company Address: _____
Company Telephone #: _____
Company FAX #: _____
Company E-mail address: _____

B. Location of Proposed PPT:
Street Address (1): _____

Building #	Street Name	Borough
------------	-------------	---------

You must provide the actual building # of the on-street of proposed PPT.

Cross Street: _____ Cross Street 2 _____

Side of Street (N, S, E, or W) _____ Odd or Even Side _____

Curbside: _____ Building Line: _____

Medallion # (if applicable): _____

Mounting Type: Pedestal _____ Wall _____ Other _____

Enclosure Type:

None _____ Small _____ Small Booth _____ 3/4 Booth _____

Enclosure Model: _____

Operator Service Provider: _____

Do you intend to advertise? Yes _____ No _____

If "Yes", Name of Media Representative: _____

Is the PPT located in a Historic District or on a sidewalk adjacent to a Landmark?
Yes: _____ No: _____

Is the PPT site located in a Special Assessment District (SAD) with public pay telephone user rights? Yes: _____ No: _____

If Yes, Name and Telephone # of SAD: _____

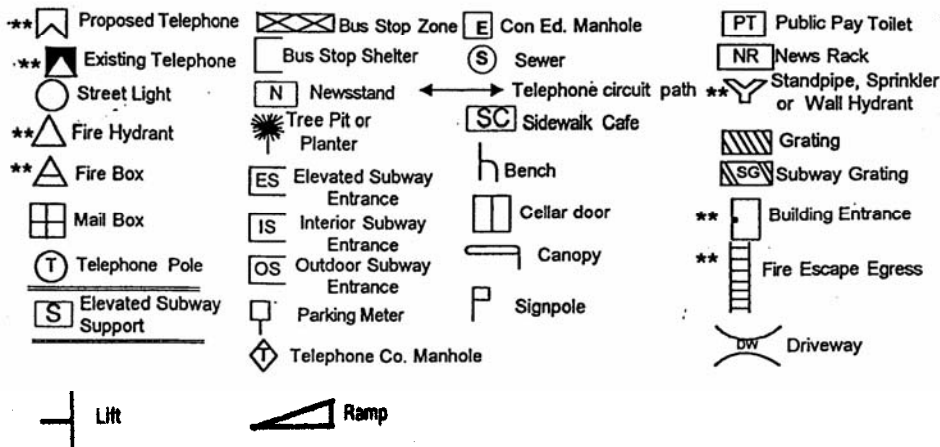


C. PLEASE NOTE: A Street Opening Permit may be required from the City of New York, Department of Transportation

You must complete the diagram indicating the proposed PPT installation area using the icons provided on the legend below. You must also indicate distances from all street furniture on the building line or the curb line to the proposed Public Pay Telephone(s) including distance from curb for curbside installations. You must indicate the length of the entire blockfront.

LEGEND

----> = Building corner line -----> = 10 feet from building corner line <----> = Block front line



 Applicant Authorized Personnel
 Print Name and Title

 Applicant Authorized Personnel
 Signature

 Date



D. Applicants are advised that a Public Pay Telephone shall be installed, operated and maintained in compliance with all provisions of Federal, State and local law, rules and regulations.

Applicant must complete the attached locational diagram of this form indicating the proposed PPT installation area using the icons provided in the legend. Applicant must indicate the distances, in feet, from all street furniture and other items noted in the legend within 50ft on the block front of the proposed Public Pay Telephone.

The applicant shall maintain all required clearance from street furniture as set forth in Chapter 6 of Title 67 of the Rules of the City of New York (the "Payphone Rules") and clearance of water mains and their appurtenances required by the Bureau of Water Supply Standards, and shall comply with all applicable law, rules and regulations. The siting rules for Public Pay Telephones are located primarily at Section 6-41 of the Payphone Rules. The applicant agrees to assume the cost for removal of any and all of their facilities that would interfere with the repair, maintenance and/or replacement of underground facilities.

E. The Applicant agrees that any Permit issued hereunder is subject to all applicable laws and regulations of the City of New York. This permit shall be subject to revocation as provided in the Rules of the Commissioner of the Department of Information Technology and Telecommunications as set forth in the Payphone Rules, and as provided in all other applicable provisions of Federal, State and local law, rules and regulations.

F. In addition to the street diagram, you must submit a 17" x 14" enlargement of the block the blockfront is part of, clearly showing addresses, side streets, compass directions, and intersection corners for the blockfront in question. This enlargement should be made using a Sanborn Map from the Building and Property Atlas, 20th Edition 1999, or any definitive successor thereto, or any other authority the City may specify in the future.

G. If the blockfront is irregular and does not conform to a standard grid format (i.e. four corners per intersection) you must submit a scale diagram containing the information found on the standard diagram plus a Sanborn enlargement, or any definitive successor thereto, or any other authority the City may specify in the future.

H. All Sanborn enlargements, or any definitive successor thereto, or any other authority the City may specify in the future, must indicate the proposed PPT location(s), the location of all other PPT's on the blockfront, and all PPT's within 50 feet of the corner for all corners of the intersection relating to the blockfront in question.



For Office Use Only:	Application Number:	Date:
----------------------	---------------------	-------

PERMIT APPLICATION ADDENDUM

BLOCK LENGTH: _____ **feet**

#	NO (in violation)	YES (in compliance)	RULE/REGULATION
1			Sidewalk clearance of 8ft. or ½ the width (whichever is greater)
2			Installation will not obstruct crosswalk or curb cuts
3			Installation will not interfere with passage or vision of vehicular traffic
4			Installation will not interfere with operation of fire escape
5			Installation will not impede free use of any means of egress
6			Not less than 15ft. from elevated or outdoor Subway entrance (unless at building -line)
7			Not less than 5ft. from interior Subway entrance
8			Not less than 15ft. radius from fire hydrant
9			Not less than 5ft. radius from standpipe, siamese, connecting sprinkler, or wall hydrant
10			Not less than 3ft. from Subway grate, grating or manhole at curblines
11			Not less than 15 feet from sidewalk café
12			Not less than 15ft. from bus stop zone (unless at building-line)
13			Not less than 15 feet from news stand (unless attached or at building-line)
14			Not less than 15ft. from a public pay toilet (unless attached or at building-line)
15			Not less than 5 feet from a bench at curblines
16			Not less than 10 feet from a driveway (unless at building-line)
17			Not less than 5ft. from a canopy
18			Not less than 4 feet from mailbox at curblines
19			Not less than 4ft. from traffic or street light
20			Not less than 4ft. from parking meter
21			Not less than 3ft. from fire box
22			Not less than 3ft. from news rack or box at curblines (Unless attached)
23			Not less than 3ft. from grating (cellar door), impedes the opening at building line, or directly across from building entrance or cellar door
24			Not less than 3ft. from tree pit or planter at curblines
25			Not less than 50ft. from another PPT
26			Not less than 10ft. from extended building line at corner of intersecting streets
27			Not more than 1 PPT installation of one payphone on a sidewalk that is equal to or less than 100ft.
28			Not more than 2 PPT installations (maximum of 4 PPT's) on a sidewalk that is more than 100 ft. and less than 300ft.



PERMIT APPLICATION ADDENDUM (cont'd)

#	NO (in violation)	YES (in compliance)	RULE/REGULATION
29			Not more than 2 PPT installations (maximum of 6 PPT's) on a sidewalk that is more than 300 ft. and less than 600ft
30			Not more than 3 PPT installations (maximum of 9 PPT's) on a sidewalk that is 600ft. or more
31			Not more than 1 installation of a PPT 50ft. from corner boundary of any street corner at an intersection
32			Not less than 3ft. from traffic sign or sign pole.
33			Not less than 4ft. from traffic or street light
34			Not less than 5ft. from the entrance or end of a wheel chair ramp or lift.
35			Not more than 4 PPT installations at intersection
36			Not installed on pavement other than concrete, or installed on concrete pavement with other than 4 x 4 or 5 x 5 flags
37			Not less than 10ft. from corner (Within the Corner Quadrant)
38			Will not impede pedestrian traffic
39			Will not affect the structural integrity of vault or sewer
40			Not more than 3 PPT's installed on a single pedestal

NO (in violation)	YES (in compliance)	REQUIRED PHOTOS to be ENCLOSED
		Proof that sidewalk is Not Distinctive Sidewalk
		Proof that PPT is more than 50ft. from another PPT installation
		If within an intersection, a Photo(s) taken from a distance of more than 50 feet from every side and corner of the intersection showing the area covered by a 50 foot radius of the corner
		Photos of entire sidewalk area of the proposed "move-to-the-curb" location from front-on, left, and right (total of 3 pictures)
		Photo(s) of specific PPT(s) "Moving-to-the-Curb" (for Move-to-Curb Applications)

ADDITIONAL REQUIRED ATTACHMENTS

Attach a map if the proposed address/location is Protective Pavement as designated by the City of New York Department of Transportation. This information can be found at:

<<http://www.nyc.gov/html/dot/html/permits/stpermit.shtml> >

Type of Zone of proposed address/location (i.e. commercial, residential, etc.): _____

Attach a zoning map. This information can be found at:

<<http://www.ci.nyc.ny.us/html/dcp/html/zone/zmapintr.shtml>>



AFFIDAVIT

STATE OF NEW YORK }
COUNTY OF _____ } SS.:

_____, being duly sworn, deposes and says:
Insert Name of Affiant

1. That he or she is the _____ of _____,
Title of Affiant Name of Business Entity

a corporation, partnership, LLC, sole proprietorship or other business entity duly organized and existing under and by virtue of the laws of the State of _____, and that he or she makes this affidavit knowingly and understands the contents, data and facts requested herein.

2. That _____ has received a franchise to operate public pay telephones on, over
Name of Business Entity
and under the inalienable property of the City of New York.

3. That _____ will install this PPT at the exact location described in this Name of Business Entity application;

4. That _____ will possess a valid permit or valid permits as
Name of Business Entity
required by the City's Department of Transportation ("DOT"), or any other applicable agency, prior to the construction, installation and operation of this PPT;

5. That based upon knowledge and investigation, _____ did personally
Name of Business Entity
or via its agent inspect the site to determine that all DoITT siting requirements, including but not limited to Section 6-41 of Title 67 of the Rules of the City of New York and the siting self-certification form in this application, have been met;

6. That based upon knowledge and investigation, _____ did personally
Name of Business Entity
or via its agent check the zoning requirements for this PPT site and did truthfully reproduce them in this application;

7. That based upon knowledge and investigation, _____ did personally
Name of Business Entity
or via its agent check that this PPT will not be installed on a distinctive sidewalk, as defined in Section 2-02(f) of Title 34 of the Rules of the City of New York;

8. That based upon knowledge and investigation, _____ did personally
Name of Business Entity
or via its agent truthfully and in good faith fill out this application;

Signature of Affiant

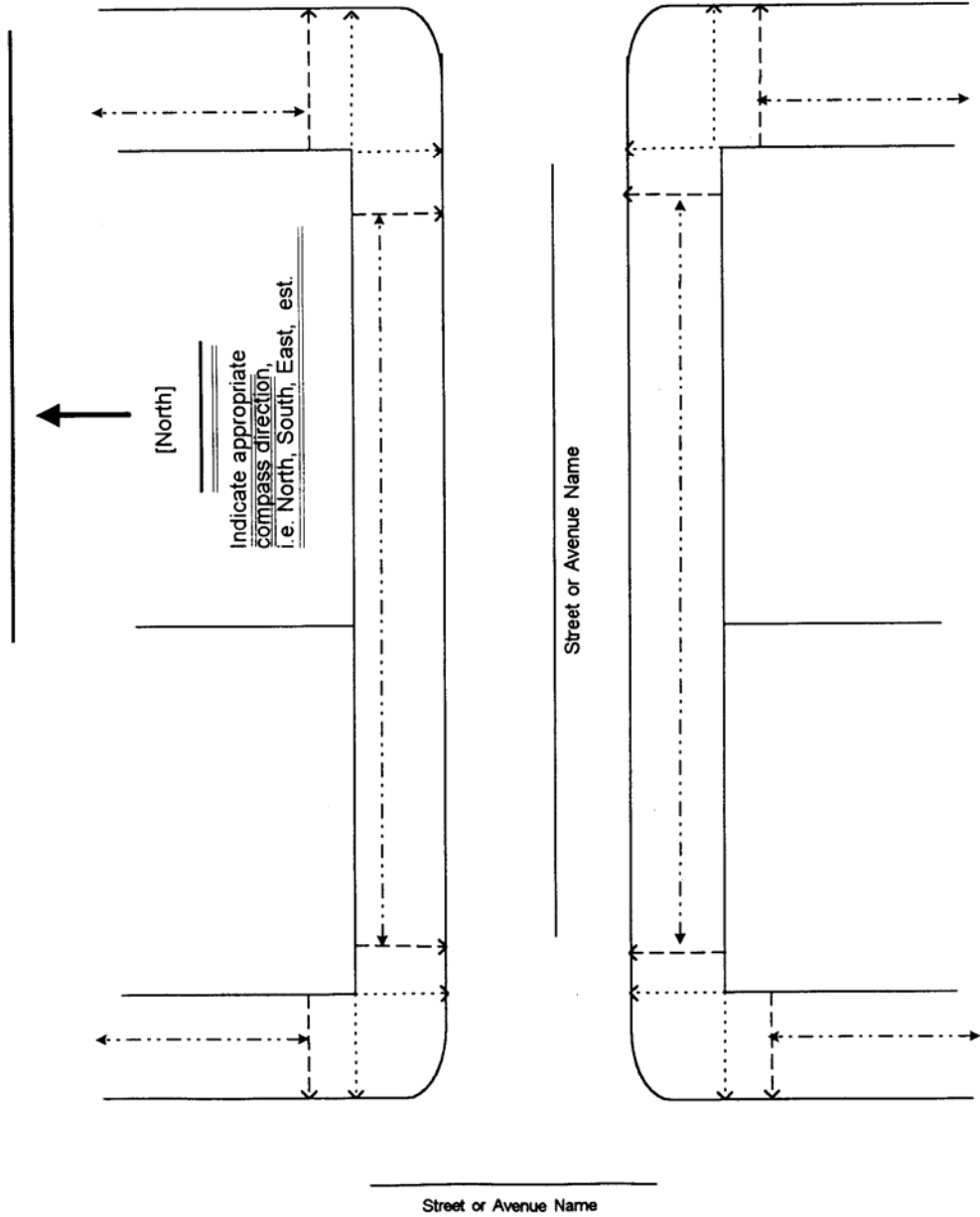
Subscribed and sworn before me this _____ day of _____, _____.

Signature of Notary Public

Notarial Stamp/Seal



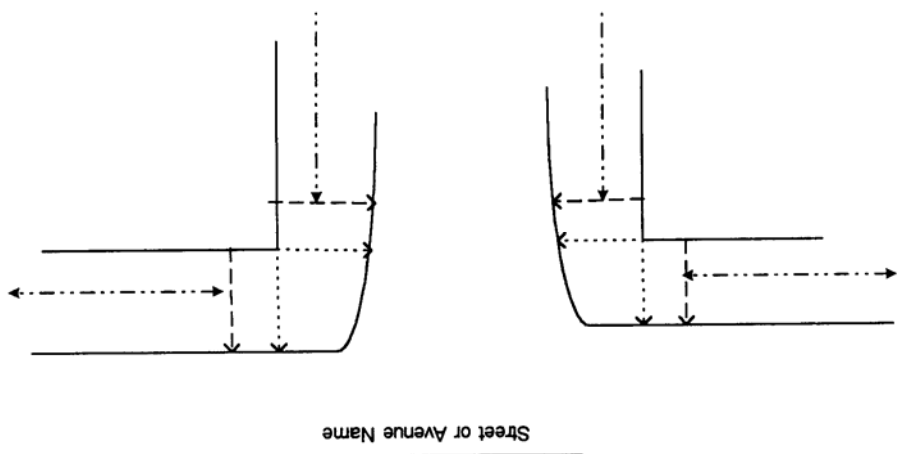
Appendix C



Show telephone circuit path from originating location to proposed Public Pay Telephone.

LINE DEFINITIONS

.....-> = Building Corner line
-----> = 10 feet from Building Corner line



Not drawn to scale

-----> = Blockfront line

(enter full name and address, including ip code, of Company)

Page of