

DATA SNAPSHOT

UNDERSTANDING THE HEALTH IMPACT OF 9/11

NEW YORK CITY DEPARTMENT OF HEALTH AND MENTAL HYGIENE

JULY 2004 VOLUME 1, NO 4

THE WTCHR QUARTERLY ENROLLMENT UPDATE DATA THROUGH FRIDAY, JULY 2, 2004

This report is the fourth in a series providing updates on characteristics of World Trade Center (WTC) Health Registry enrollees. This report shows information on the proportion of people reporting various exposures. It summarizes the completed telephone interviews of 44,756 people, conducted from September 5, 2003 to July 2, 2004. Criteria for enrolling in the WTC Health Registry include:

- People who were living south of Canal Street on September 11, 2001
- People who were in a building, on the street, or on the subway south of Chambers Street on September 11, 2001
- People involved in the rescue, recovery, clean-up and other disaster-related activities at the WTC site and/or WTC Recovery Operations on Staten Island any time between September 11, 2001 and June 30, 2002
- Children enrolled in schools (pre K-12th grade) or day care centers south of Canal Street on September 11, 2001
- Staff employed or volunteering at schools (pre K-12th grade) or day care centers south of Canal Street on September 11, 2001.

Individuals may enroll through August 31, 2004. People who believe they are in the groups listed above can enroll by calling the registry's toll-free number, **1-866-NYC-WTCR (1-866-692-9827)**, or they can provide their contact information

through **wtcregistry.org**. People living in New York City can also call **311** for more information on the Registry.

This Quarterly Report provides general information describing the characteristics of individuals who have enrolled in the registry. Health outcomes will be analyzed after data collection is complete. The next Quarterly Report, set for release at the end of October, will contain some preliminary health data.

CHARTS AND FIGURES

- Figure 1. National Map of Enrollees by State of Residence on 9/11
- Figure 2. Local Map of Enrollees' Zip Code of Residence on 9/11
- Figure 3. Proportion of People Enrolled in the WTC Health Registry by Exposure Category
- Figure 4. Demographics of WTC Health Registry Enrollees
- Figure 5. Enrollment Coverage of Residents in Lower Manhattan
- Figure 6. Evacuation of Residents in Lower Manhattan
- Figure 7. WTC Health Registry Enrollees in Damaged and Destroyed Buildings
- Figure 8. Place of Work for Enrollees Involved in Rescue, Recovery, Cleanup and Other Disaster-Related Activities
- Figure 9. Start Date of Work for Enrollees Involved in Disaster-Related Activities at WTC, Staten Island, and Barge Sites

INFORMATION ON ENROLLEES' PLACE OF RESIDENCE

Figure 1 is a map that shows the number of people enrolled in the WTC Health Registry through July 2, 2004 by their state of residence on 9/11/01.

- All states are represented in the WTC Health Registry.
- The majority of enrollees were residents of New York State on 9/11 (N=34,617).
- The most frequently represented states outside of New York are:
 - New Jersey (N=4,588)
 - Pennsylvania (N=455)
 - California (N=426),
 - Connecticut (N=301)
 - Florida (N=265).

Figure 1. National Map of Enrollees by State of Residence on 9/11

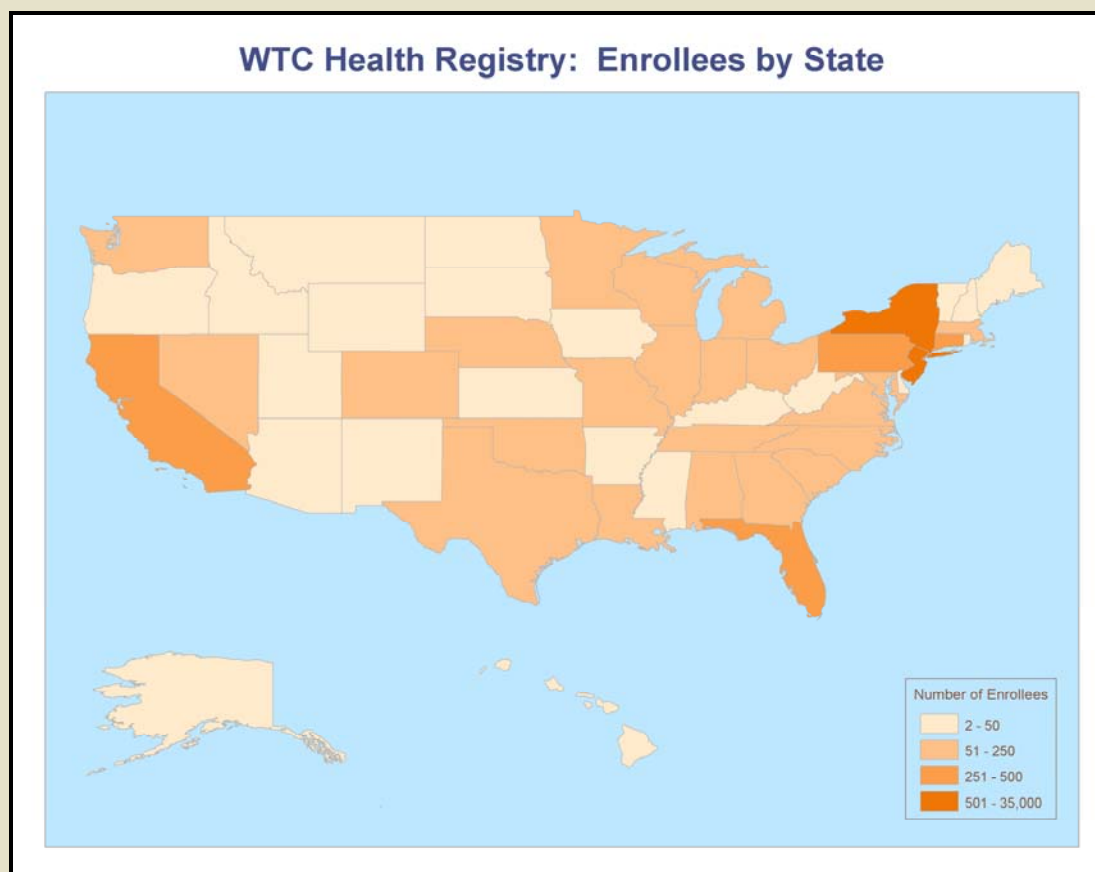
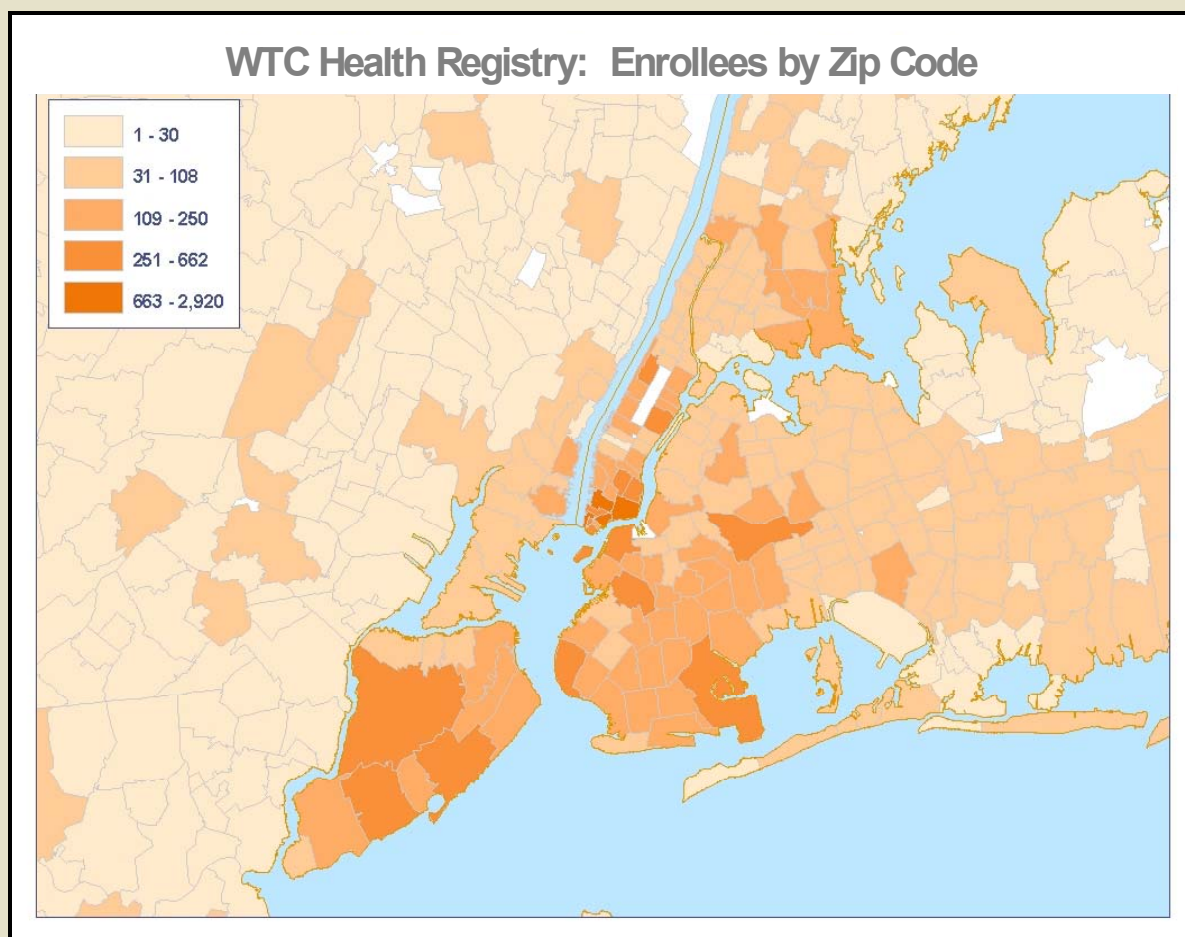


Figure 2 is a map of enrollees in the metropolitan New York/New Jersey area by their home zip code on 9/11. Important statistics related to Figure 2 are:

- The WTC Health Registry has enrollees from almost all zip codes in the metropolitan New York/New Jersey area.
- 28,482 enrollees were residents of New York City on 9/11.
- All five boroughs of New York City are represented in the WTC Health Registry:
 - 14,223 enrollees lived in Manhattan on 9/11
 - 5,660 in Brooklyn
 - 4,206 in Queens
 - 2,420 on Staten Island
 - 1,973 in the Bronx.

Figure 2. Local Map of Enrollees' Zip Code of Residence on 9/11

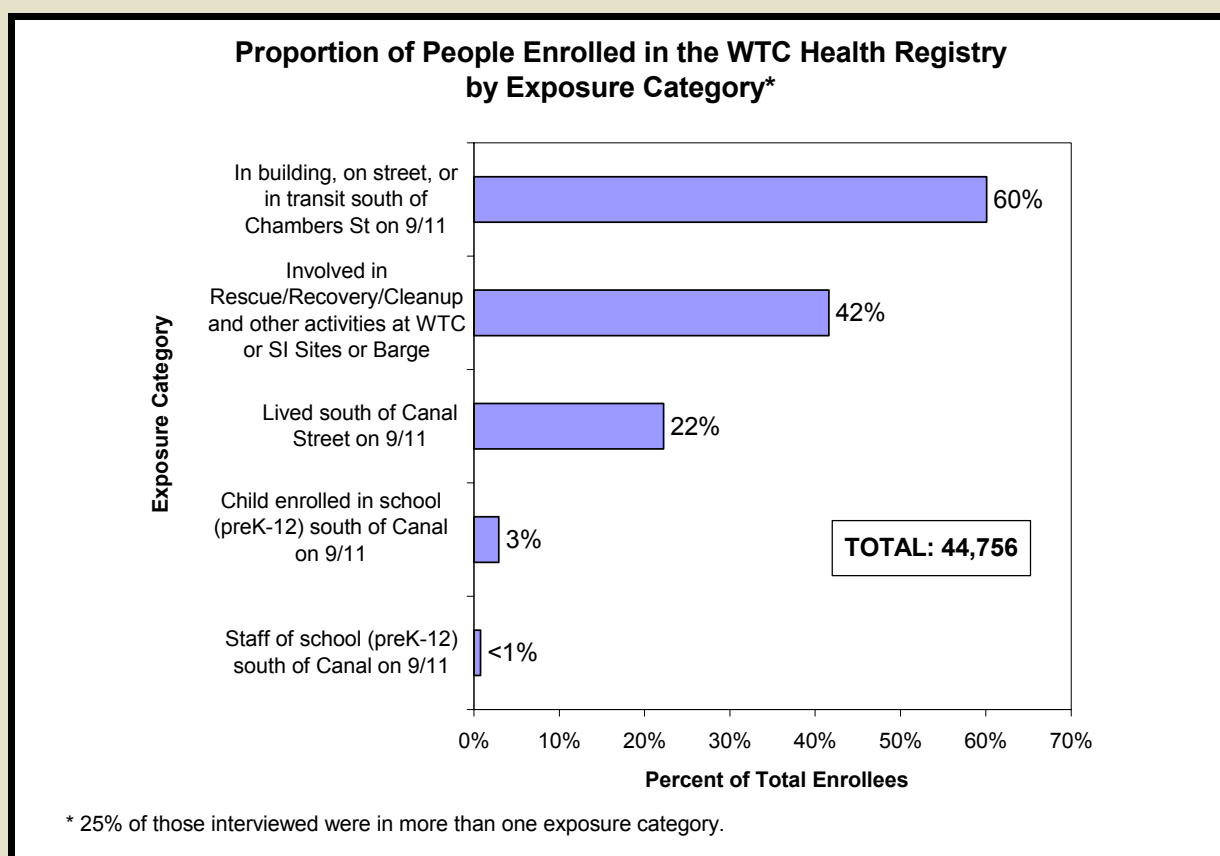


INFORMATION ON EXPOSURE GROUPS BY ELIGIBILITY

Enrollees are eligible because they were residing, working or attending school near the World Trade Center (WTC) site or because they were involved in disaster-related or cleanup activities at the WTC site or recovery operations on Staten Island or the barges. Many enrollees were exposed in more than one way.

Figure 3 is a chart displaying the percent of enrollees who report each exposure category.

Figure 3. Proportion of People Enrolled in the WTC Health Registry by Exposure Category



DEMOGRAPHIC CHARACTERISTICS OF ENROLLEES

Figure 4 provides information on demographic characteristics of all enrollees in the WTC Health Registry. Among enrollees, 56% are male and 44% are female. Almost 2,000 children under the age of 18 are enrolled, representing 4% of all enrollees.

The majority of enrollees report their race as white, non-Hispanic (65%), followed by black, non-Hispanic (12%), Hispanic (11%) and Asian (7%).

Most enrollees have a post graduate degree (19%), graduated from college (31%), or had some college education (23%). Finally, among enrollees reporting income, 80% had a total household income of \$35,000 or more in 2002.

Figure 4. Demographics of WTC Health Registry Enrollees

	white, non-Hispanic		black, non-Hispanic		Hispanic		Asian		Other**		Total
	Male	Female	Male	Female	Male	Female	Male	Female	Male	Female	
Total*	17,679	11,219	2,022	3,133	2,640	2,359	1,621	1,639	1,290	1,143	44,745*
Age Group											
<18	475	499	66	80	118	126	192	173	95	108	1,932
18-24	479	635	47	107	109	154	77	91	47	60	1,806
25-44	8,394	4,784	949	1,410	1,522	1,168	651	642	587	475	20,582
45-64	7,421	4,604	900	1,430	828	818	484	499	500	438	17,922
65+	910	697	60	106	63	93	217	234	61	62	2,503
Education											
< High School	942	594	238	178	433	306	442	505	226	177	4,041
HS Diploma/GED	3,323	1,549	538	662	699	500	203	193	232	145	8,044
Some college	3,981	2,138	601	1,002	806	769	171	196	340	295	10,299
College Graduate	5,672	3,947	453	886	523	558	485	490	312	333	13,659
Post-Graduate	3,761	2,991	192	405	179	226	320	255	180	193	8,702
Household Income***											
<\$35,000	1,554	1,861	460	923	649	841	595	629	234	293	8,039
\$35,000 to <\$50,000	1,446	1,334	360	780	387	460	117	163	132	189	5,368
\$50,000 to <\$75,000	3,254	2,017	484	609	598	393	215	184	257	190	8,201
\$75,000 to <\$100,000	3,538	1,521	294	292	444	210	175	142	185	112	6,913
\$100,000+	6,076	2,978	281	248	394	246	306	221	247	122	11,119

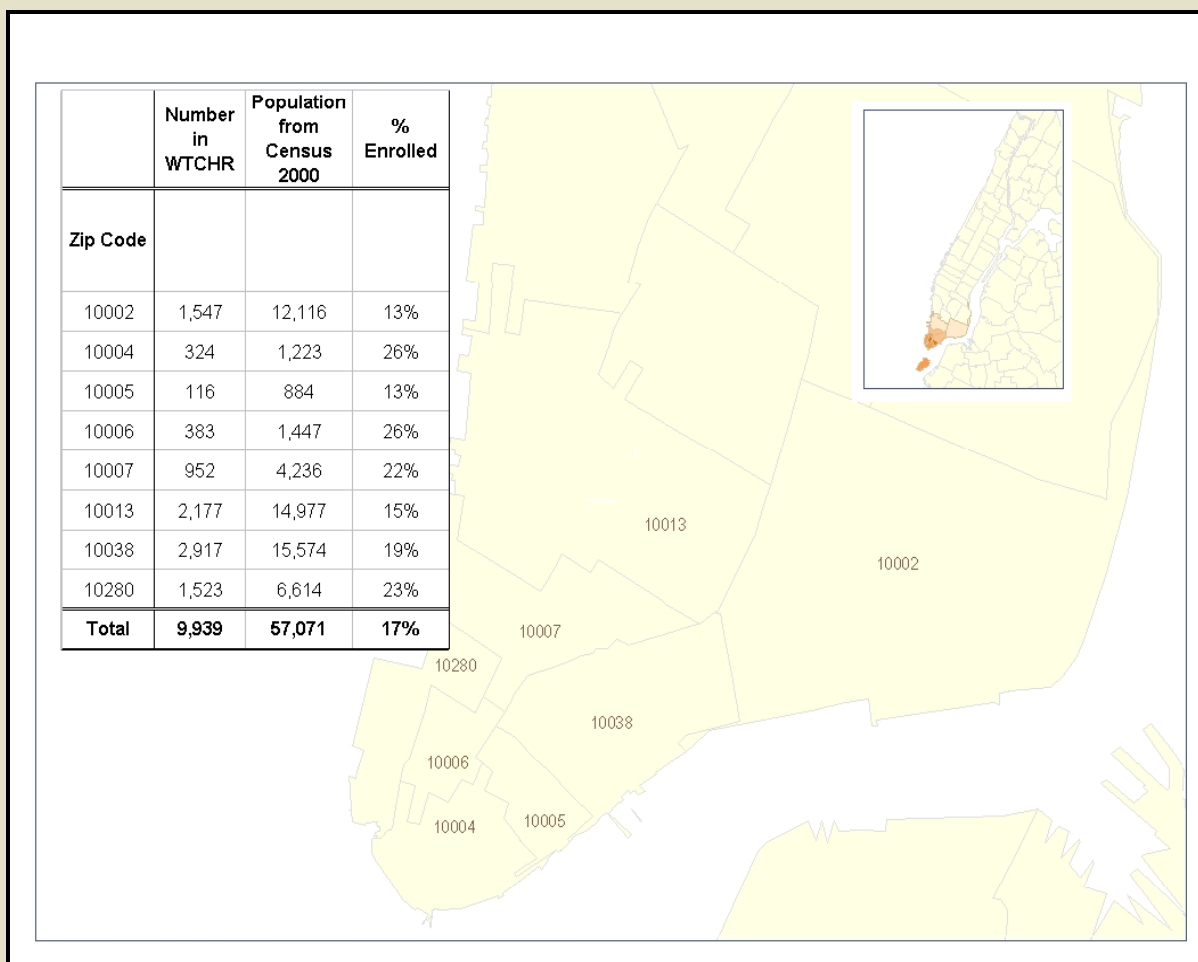
*Total equals 44,745 because gender is missing for 11 enrollees, **Other category includes enrollees who report more than one race/ethnic group as well as those of unknown race/ethnicity, ***Enrollees reported their total household income before taxes for 2002. 5,116 enrollees did not report income.

INFORMATION ON RESIDENTS OF LOWER MANHATTAN

The WTC Health Registry has 9,939 enrollees who were residents living south of Canal Street on 9/11. **Figure 5** is a map and table that examines what percent of the total population is represented in the WTC Health Registry using data from the U.S. Census taken in 2000.

- Overall the WTC Health Registry has enrolled 17% of the total population living south of Canal Street.
- About 1 in 4 residents living in zip codes closest to the WTC site have enrolled in the WTC Health Registry: 383 out of 1,447 residents in zip code 10006 have enrolled (26%) and 1,523 out of 6,614 residents in zip code 10280 have enrolled (23%).

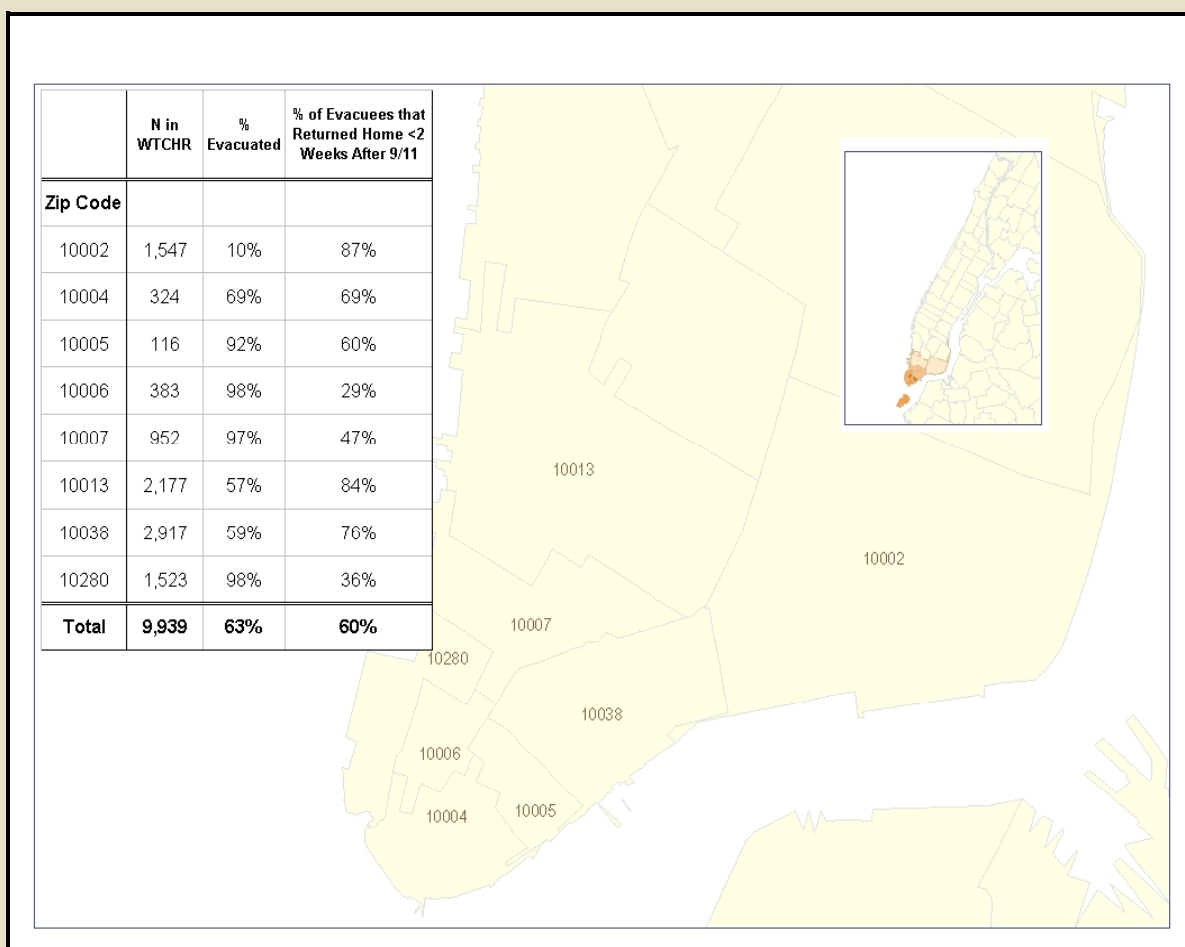
Figure 5. Enrollment Coverage of Residents in Lower Manhattan



The WTC Health Registry collects information on whether residents living south of Canal Street evacuated their homes as a result of 9/11. **Figure 6** is a table and map that reports the percent of residents who reported they evacuated by their zip code and the percent who returned within the first two weeks after 9/11. Note that:

- Overall, 63% of residents in Lower Manhattan evacuated their homes.
- Enrollees living in areas closest to the WTC were most likely to evacuate (98% in zip code 10006, 98% in zip code 10280, 97% in zip code 10007 and 92% in zip code 10005).
- Among those who evacuated, most returned within 2 weeks after 9/11 except for residents in zip codes closest to the WTC site (10006 and 10280).

Figure 6. Evacuation of Residents in Lower Manhattan

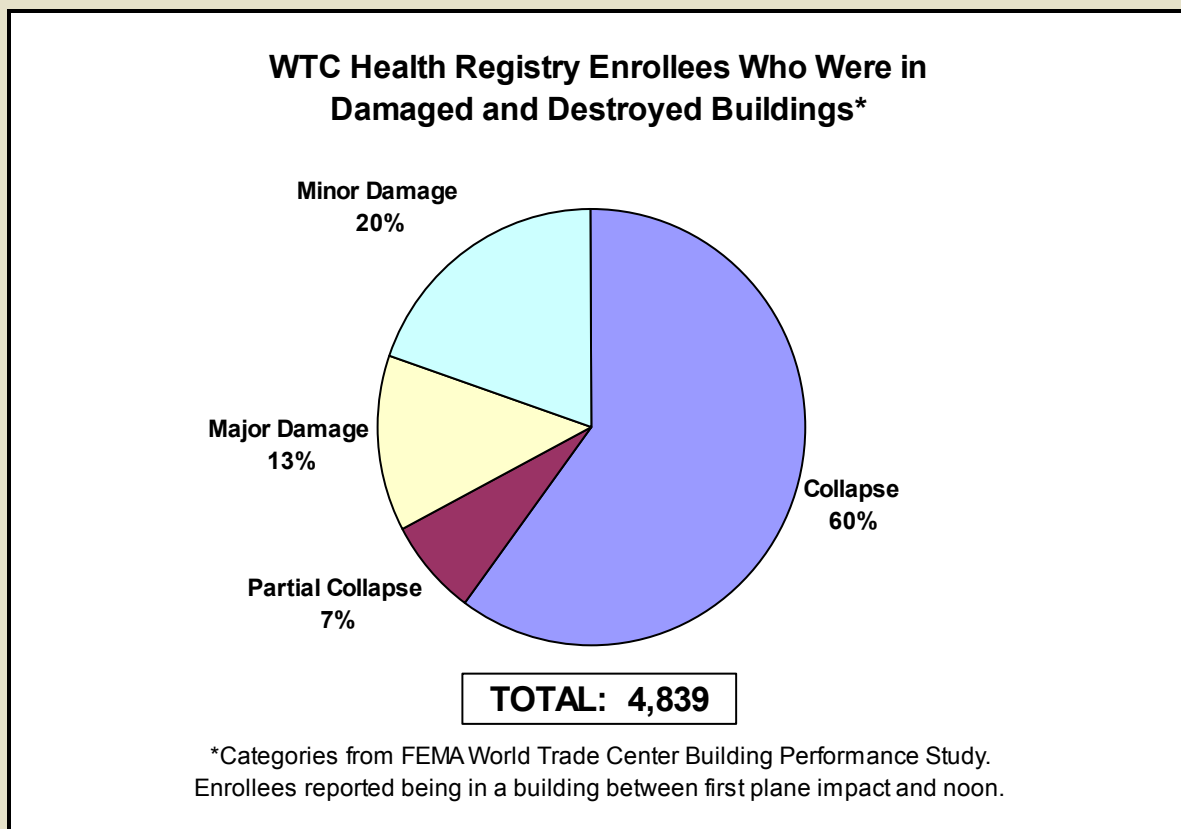


INFORMATION ON ENROLLEES WHO WERE OCCUPANTS OF DAMAGED AND DESTROYED BUILDINGS ON 9/11

Over 4,000 enrollees in the WTC Health Registry report that they were in a building that was damaged or destroyed as a result of 9/11. **Figure 7** shows the number of enrollees by category of buildings. Some important enrollment information:

- 2,902 enrollees were in a building that completely collapsed. These buildings include WTC 1, 2, 3, and 7 and St. Nicholas Greek Orthodox Church located at 155 Cedar St.
- 352 enrollees were in a building that partially collapsed. These buildings include WTC 4,5,6.

Figure 7. WTC Health Registry Enrollees Who Were in Damaged and Destroyed Buildings



INFORMATION ON ENROLLEES INVOLVED IN DISASTER-RELATED ACTIVITIES

There are 18,609 enrollees in the WTC Health Registry who were involved in rescue, recovery, clean-up and other disaster-related activities. **Figure 8** shows that the majority of these enrollees worked at the WTC site, followed by Staten Island recovery operations and barge transport. **Figure 9** shows when these enrollees began work by site. The WTC Health Registry has 4,002 enrollees who were present for rescue/recovery/cleanup and other disaster-related work on 9/11.

Figure 8. Place of Work for Enrollees involved in Rescue, Recovery, Clean-Up and Other Disaster-Related Activities

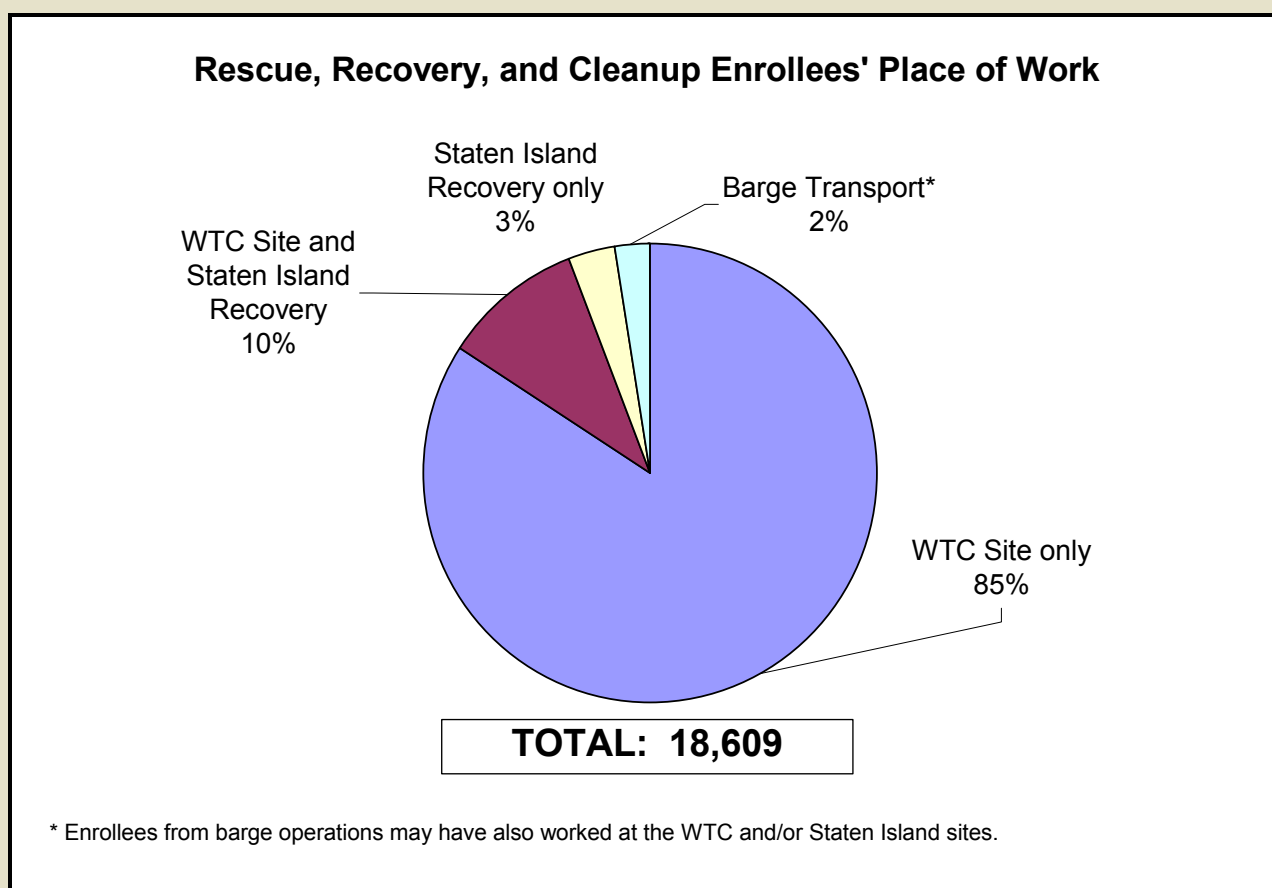
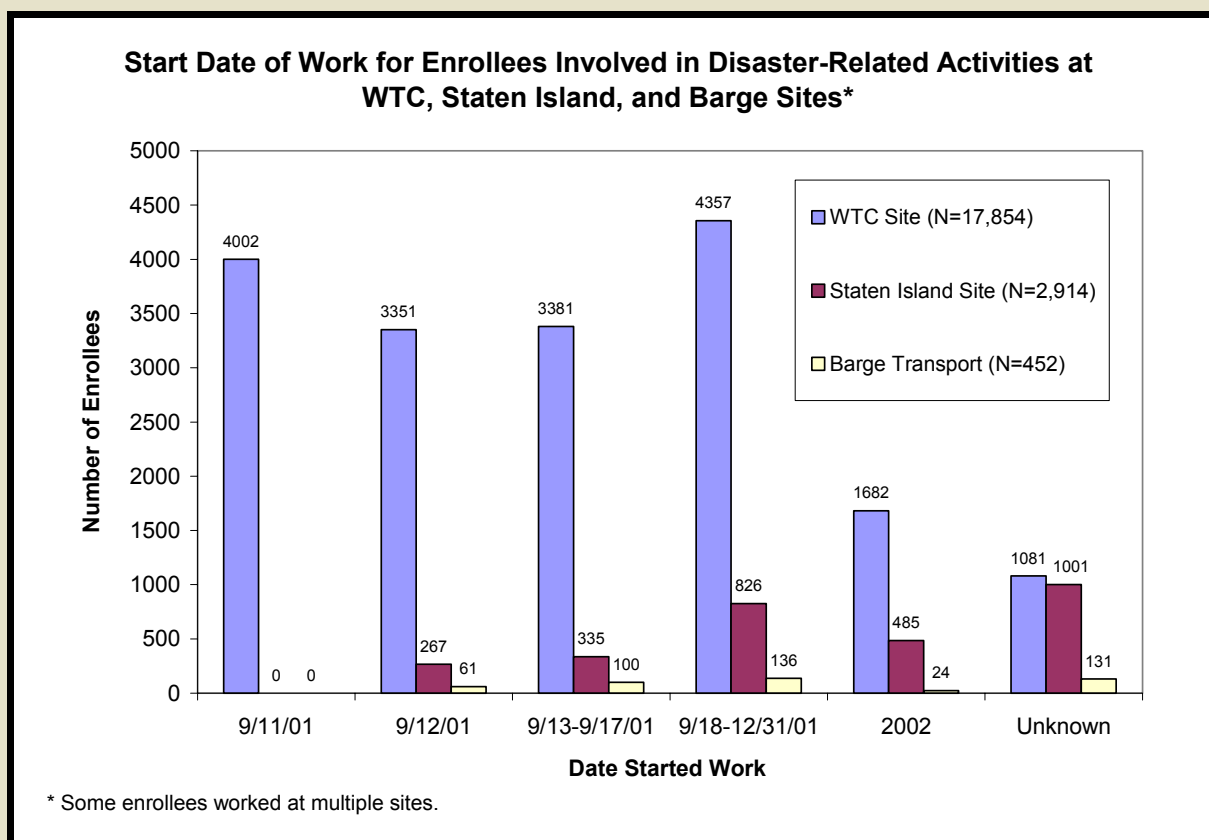


Figure 9. Start Date of Work for Enrollees Involved in Disaster-Related Activities at WTC, Staten Island, and Barge Sites



wtcregistry.org