



HOPE 2010

THE NYC STREET SURVEY



The HOPE Count

- The 2010 HOPE count took place January 25th.
- 2590 volunteers took place in the count, an increase of 15 percent over last year's 2257 volunteers.
- The volunteers walked approximately 14,000 miles over the night of HOPE while surveying the City.

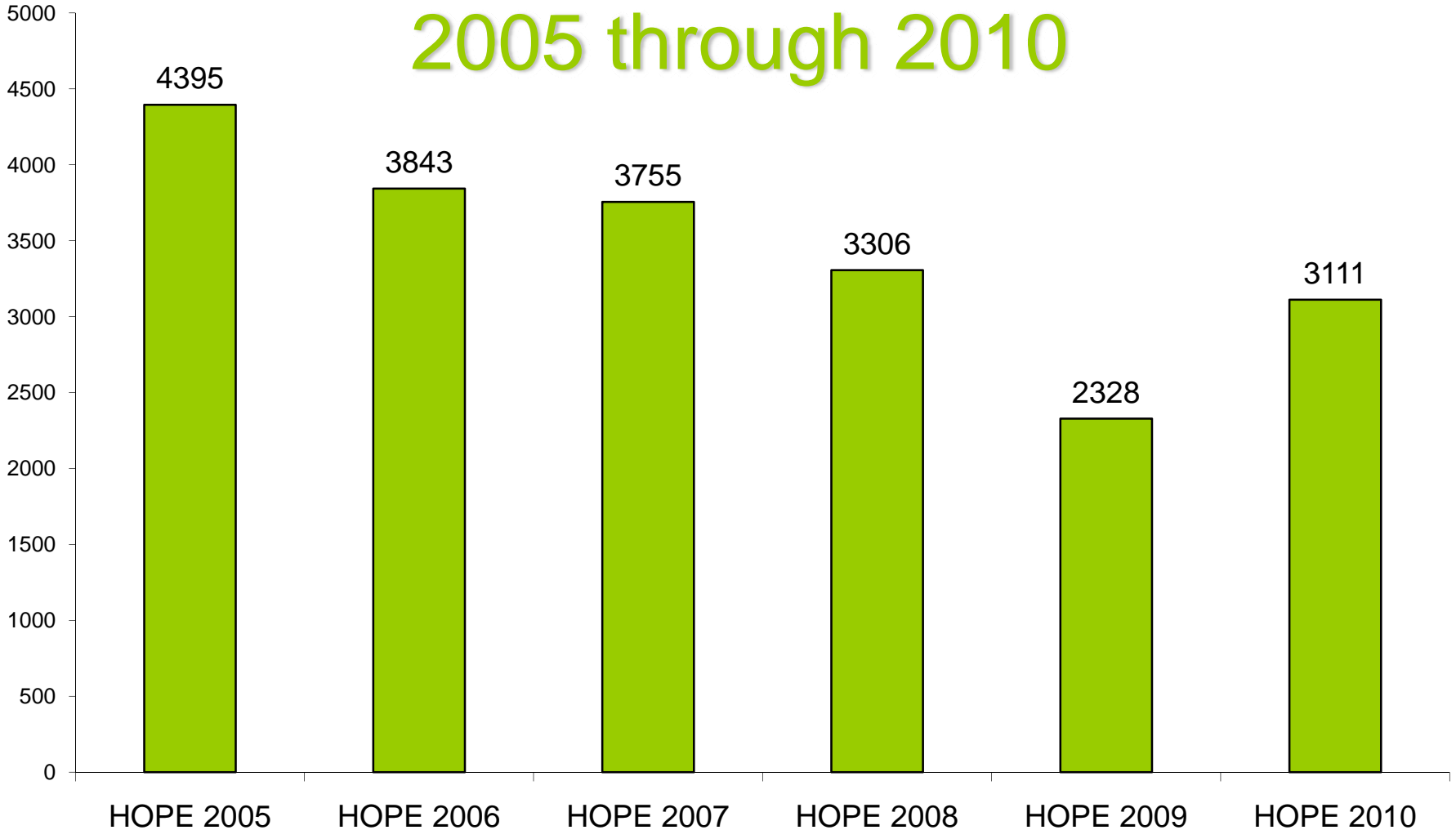


Key Findings

- Total estimate of 3,111 unsheltered individuals
- 783 more unsheltered individuals than last year citywide
- 29 percent fewer unsheltered individuals than 2005
 - 1,284 fewer New Yorkers

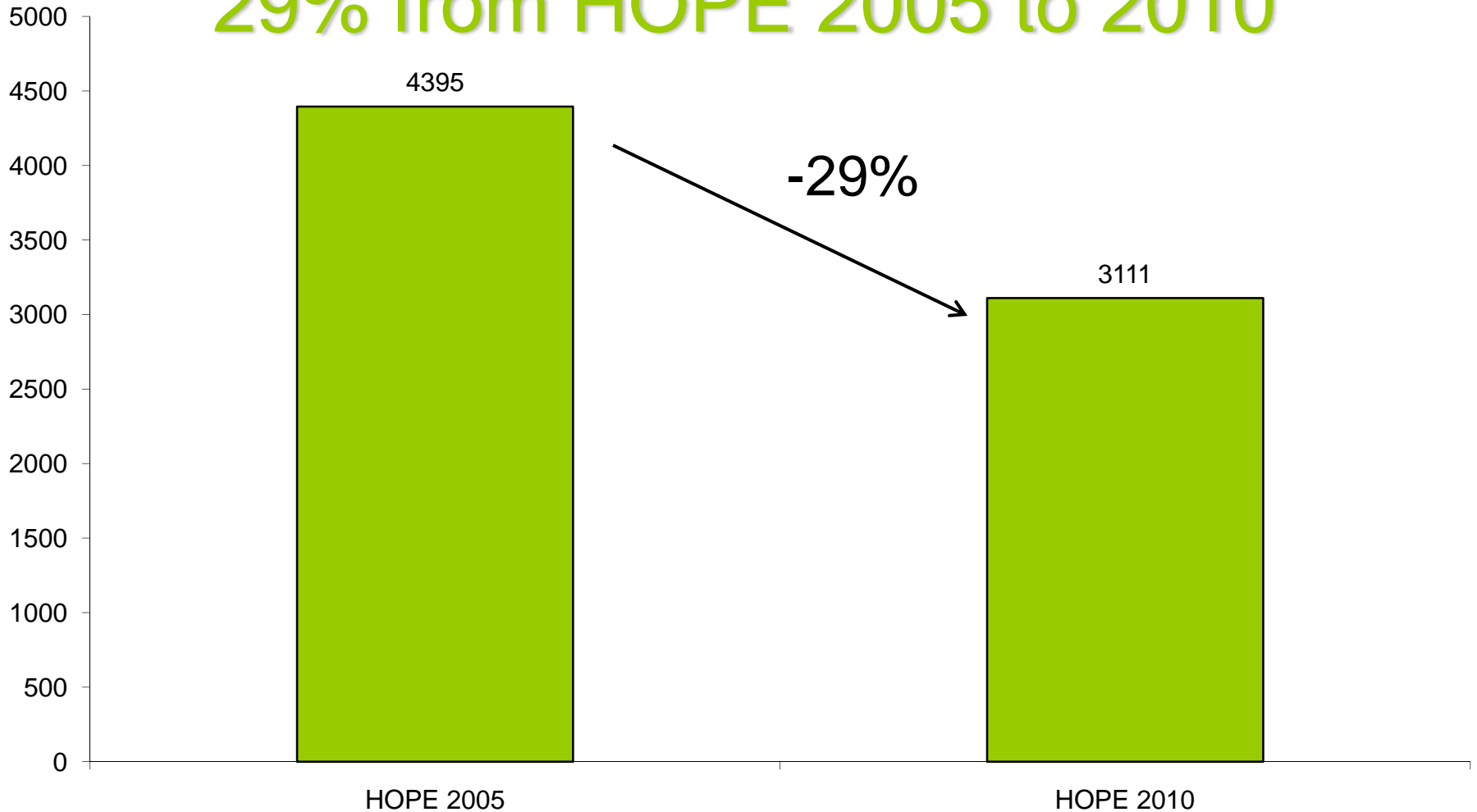


Unsheltered Population from HOPE 2005 through 2010



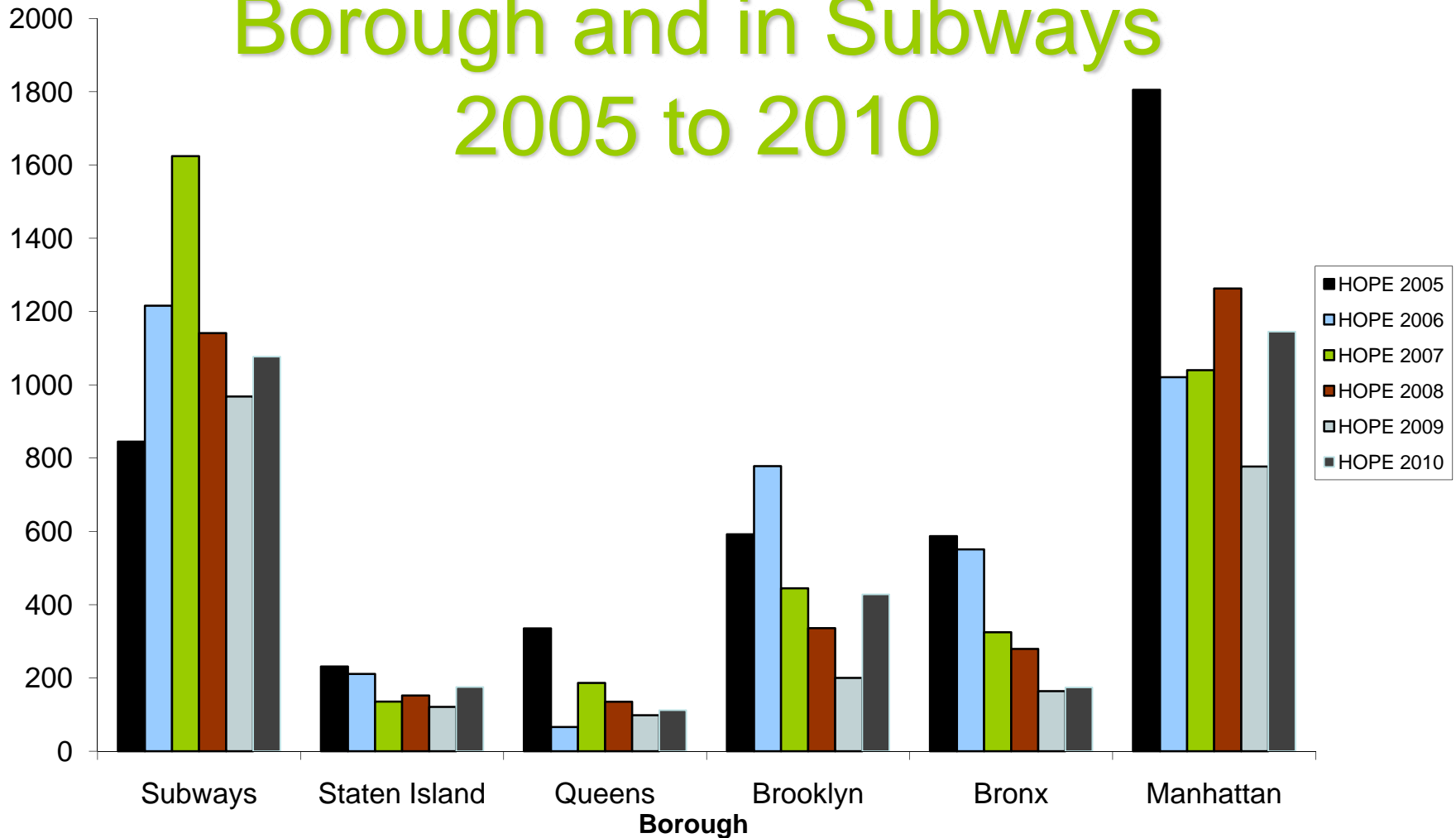


Unsheltered population decreased by 29% from HOPE 2005 to 2010





Homeless Living Unsheltered by Borough and in Subways 2005 to 2010





2005 vs. 2010

	Estimate		
	2005	2010	Change
Surface Areas			
Manhattan	1805	1145	-660 (-37%)
Bronx	587	174	-413 (-70%)
Brooklyn	592	428	-164 (-28%)
Queens	335	112	-223 (-67%)
Staten Island	231	175	-56 (-24%)
Surface Total	3550	2034	-1516 (-43%)
Subways	845	1077	232 (27%)
Total Unsheltered Individuals	4395	3111	-1284 (-29%)



2009 vs. 2010

	Estimate		
	2009	2010	Change
Surface Areas			
Manhattan	777	1145	368 (47%)
Bronx	164	174	10 (6%)
Brooklyn	200	428	228 (114%)
Queens	98	112	14 (14%)
Staten Island	121	175	54 (45%)
Surface Total	1360	2034	674 (50%)
Subways	968	1077	109 (11%)
Total Unsheltered Individuals	2328	3111	783 (34%)



Ratio of Unsheltered Street Homeless to the General Population

	Street Homeless Population	General Population	Ratio of Unsheltered Homeless to General Population
New York City	3,111	8,363,710	1 in 2,688
Los Angeles, CA	24,915	3,833,995	1 in 154
San Francisco, CA	2,709	808,976	1 in 299
Seattle, WA	1,986	598,541	1 in 301
Miami, FL	411	413,201	1 in 1005
Chicago, IL	1,576	2,853,114	1 in 1,810
Washington, DC	321	591,833	1 in 1,844
Boston	219	609,023	1 in 2,781

*This represents a list of large U.S. cities for which DHS was able to confirm a recent estimate of the unsheltered population. A 2010 result is only available for Seattle, WA. Other cities either did not conduct a count in 2010, or their 2010 results are not yet available. 2009 unsheltered census figures were used for Los Angeles, San Francisco, Miami, and Washington, DC, and Boston; the 2007 estimate is used for Chicago. General population figures are the latest estimates from the U.S. Census Bureau.