

DAILY REPORT

1/23/2015

(Data from Thursday January 22, 2015)

SINGLE ADULTS	
Drop-in Center Clients Served	512
Drop-in Center Overnight Census	195
Faith Bed Census	217
Outreach Contacts	368
Outreach Placements	33
Safe Haven Utilization	544
Veterans In Short-term Housing	365

FAMILY INTAKE	
Families Requesting Temporary Housing at PATH	83
Adult Families Requesting Temporary Housing at AFIC	15
Families Placed in Overnight Accommodations	0
Families w/children at PATH Overnight (pre 10PM)	0

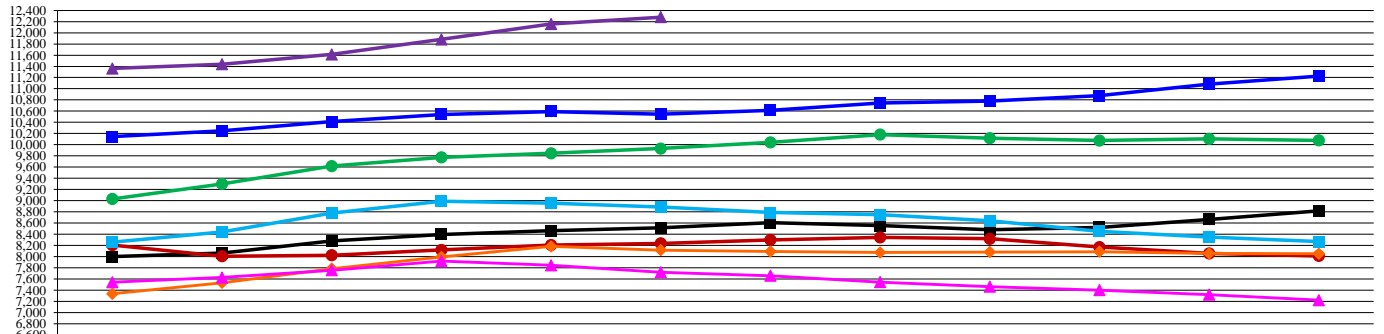
TOTAL SHELTER CENSUS	
Adults	33,711
Children	24,944
Total Individuals	58,655

SINGLE ADULT SHELTER CENSUS	
Men	8,478
Women	3,188
Total Single Adults	11,666

FAMILIES WITH CHILDREN CENSUS	
Families	12,143
Adults	17,473
Children	24,944
Individuals	42,417

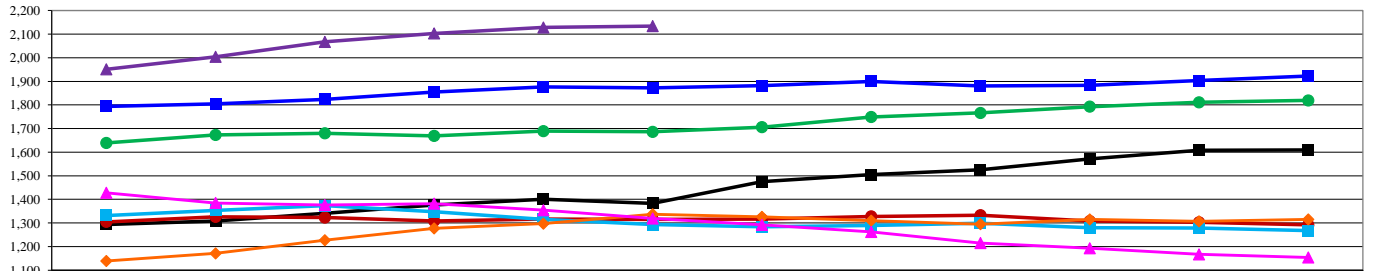
ADULT FAMILIES CENSUS	
Families	2,168
Individuals (Adults)	4,572

DHS Families with Children Census



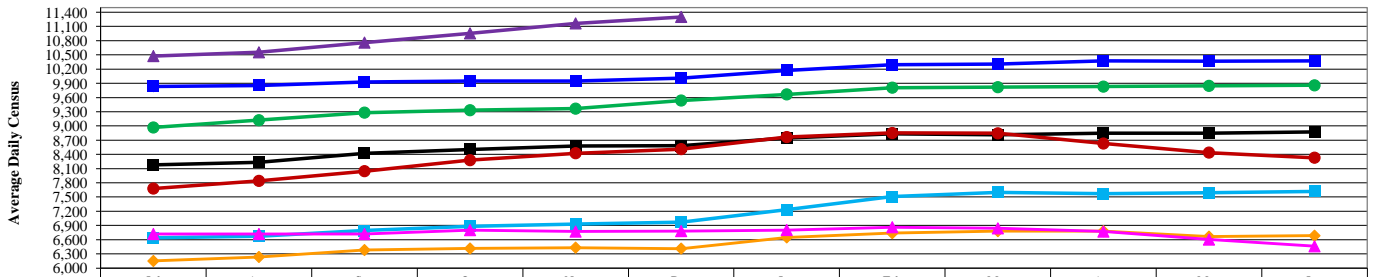
	July	Aug	Sept	Oct	Nov	Dec	Jan	Feb	Mar	Apr	May	June
FY 15	11,361	11,439	11,613	11,881	12,157	12,281						
FY 14	10,142	10,247	10,413	10,540	10,593	10,546	10,611	10,745	10,777	10,874	11,080	11,224
FY 13	9,030	9,298	9,616	9,773	9,845	9,930	10,040	10,181	10,116	10,073	10,104	10,077
FY 12	7,999	8,063	8,277	8,395	8,460	8,511	8,607	8,553	8,480	8,522	8,662	8,815
FY 11	8,204	8,006	8,024	8,117	8,205	8,236	8,298	8,342	8,317	8,168	8,055	8,012
FY 10	8,255	8,441	8,776	8,991	8,957	8,884	8,786	8,748	8,639	8,449	8,348	8,268
FY 09	7,334	7,531	7,784	7,993	8,180	8,115	8,090	8,073	8,081	8,087	8,055	8,049
FY 08	7,541	7,624	7,755	7,919	7,843	7,719	7,658	7,543	7,462	7,400	7,319	7,219

DHS Adult Family Census



	July	Aug	Sept	Oct	Nov	Dec	Jan	Feb	Mar	Apr	May	June
FY 15	1,951	2,004	2,067	2,103	2,128	2,134						
FY 14	1,794	1,805	1,824	1,855	1,876	1,872	1,882	1,900	1,881	1,883	1,903	1,922
FY 13	1,639	1,673	1,680	1,669	1,689	1,686	1,706	1,749	1,766	1,793	1,811	1,819
FY 12	1,294	1,308	1,341	1,376	1,400	1,383	1,475	1,505	1,525	1,571	1,608	1,609
FY 11	1,305	1,326	1,323	1,309	1,317	1,315	1,316	1,328	1,333	1,308	1,303	1,292
FY 10	1,332	1,353	1,374	1,348	1,315	1,293	1,284	1,289	1,299	1,280	1,278	1,268
FY 09	1,139	1,171	1,227	1,277	1,297	1,337	1,326	1,310	1,295	1,315	1,307	1,315
FY 08	1,428	1,385	1,376	1,382	1,354	1,319	1,292	1,262	1,215	1,193	1,167	1,154

DHS Single Adult Shelter Census



	Jul	Aug	Sep	Oct	Nov	Dec	Jan	Feb	Mar	Apr	May	Jun
FY 15	10,474	10,554	10,759	10,954	11,164	11,301						
FY 14	9,833	9,854	9,928	9,949	9,947	10,006	10,172	10,294	10,303	10,371	10,369	10,370
FY 13	8,968	9,121	9,281	9,332	9,365	9,537	9,666	9,808	9,818	9,830	9,846	9,857
FY 12	8,177	8,235	8,421	8,505	8,574	8,584	8,744	8,836	8,810	8,850	8,850	8,877
FY 11	7,679	7,841	8,046	8,278	8,425	8,511	8,766	8,851	8,844	8,629	8,438	8,330
FY 10	6,638	6,674	6,793	6,880	6,926	6,967	7,234	7,510	7,597	7,574	7,592	7,619
FY 09	6,150	6,235	6,381	6,414	6,432	6,412	6,648	6,737	6,780	6,780	6,665	6,684
FY 08	6,719	6,719	6,718	6,801	6,771	6,781	6,804	6,863	6,839	6,771	6,602	6,460

*Due to data conversion the average monthly census for December 2011 and January 2012 for Families with Children and Adult Families is based upon data for a partial month.