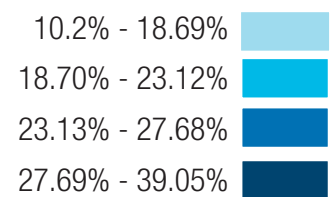


Live Births per 1000 people by Neighborhood Tabulation Areas (NTAs)

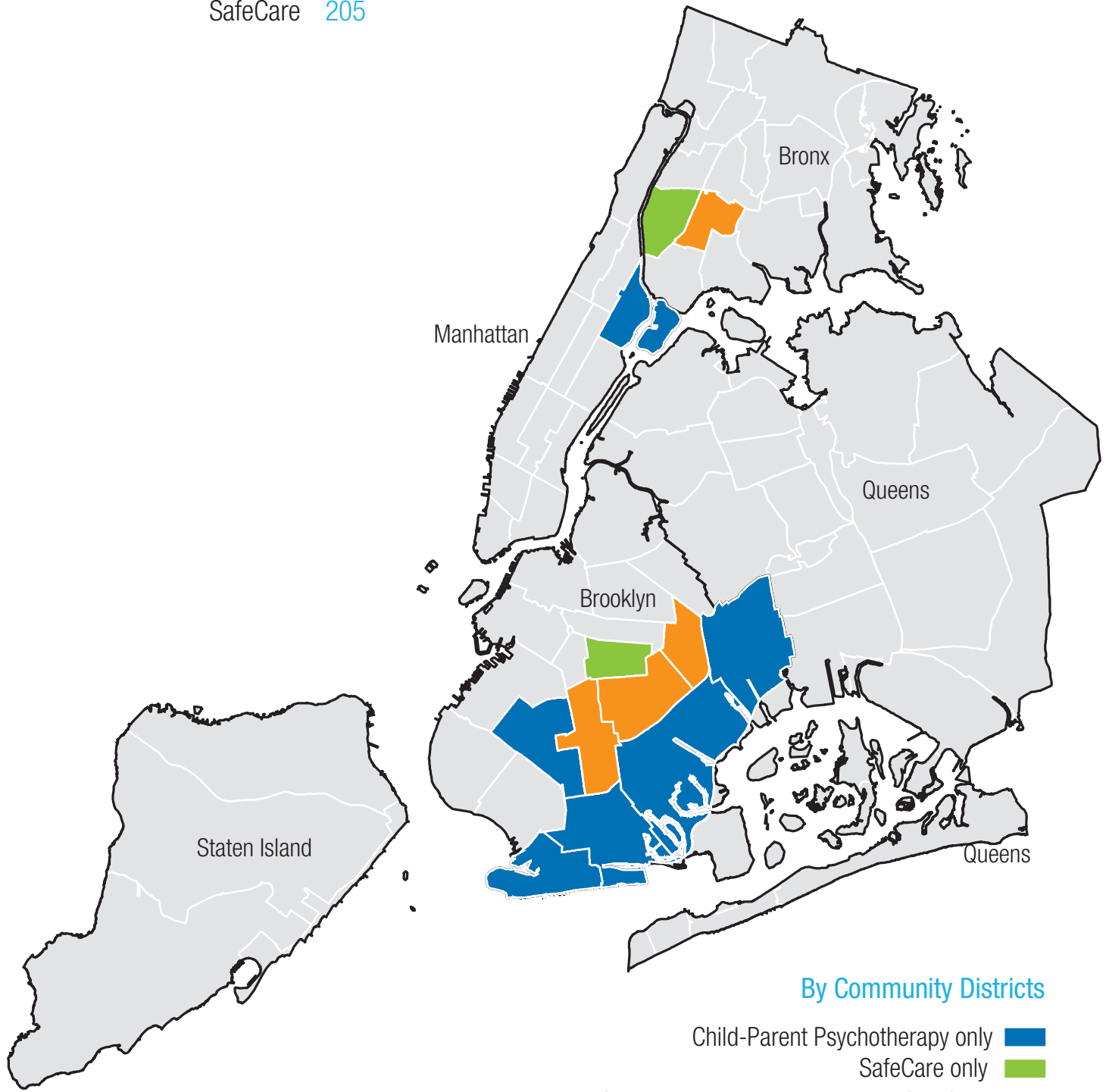


Data Sources:
 NYC DOHMH Vital Statistics 2013
 NYC City Planning Neighborhood Tabulation Areas

Areas served by ACS in-home preventive programs targeting only families with young children

Total Program Capacity

Child-Parent Psychotherapy	226
SafeCare	205



By Community Districts

- Child-Parent Psychotherapy only ■
- SafeCare only ■
- Child-Parent Psychotherapy and SafeCare ■

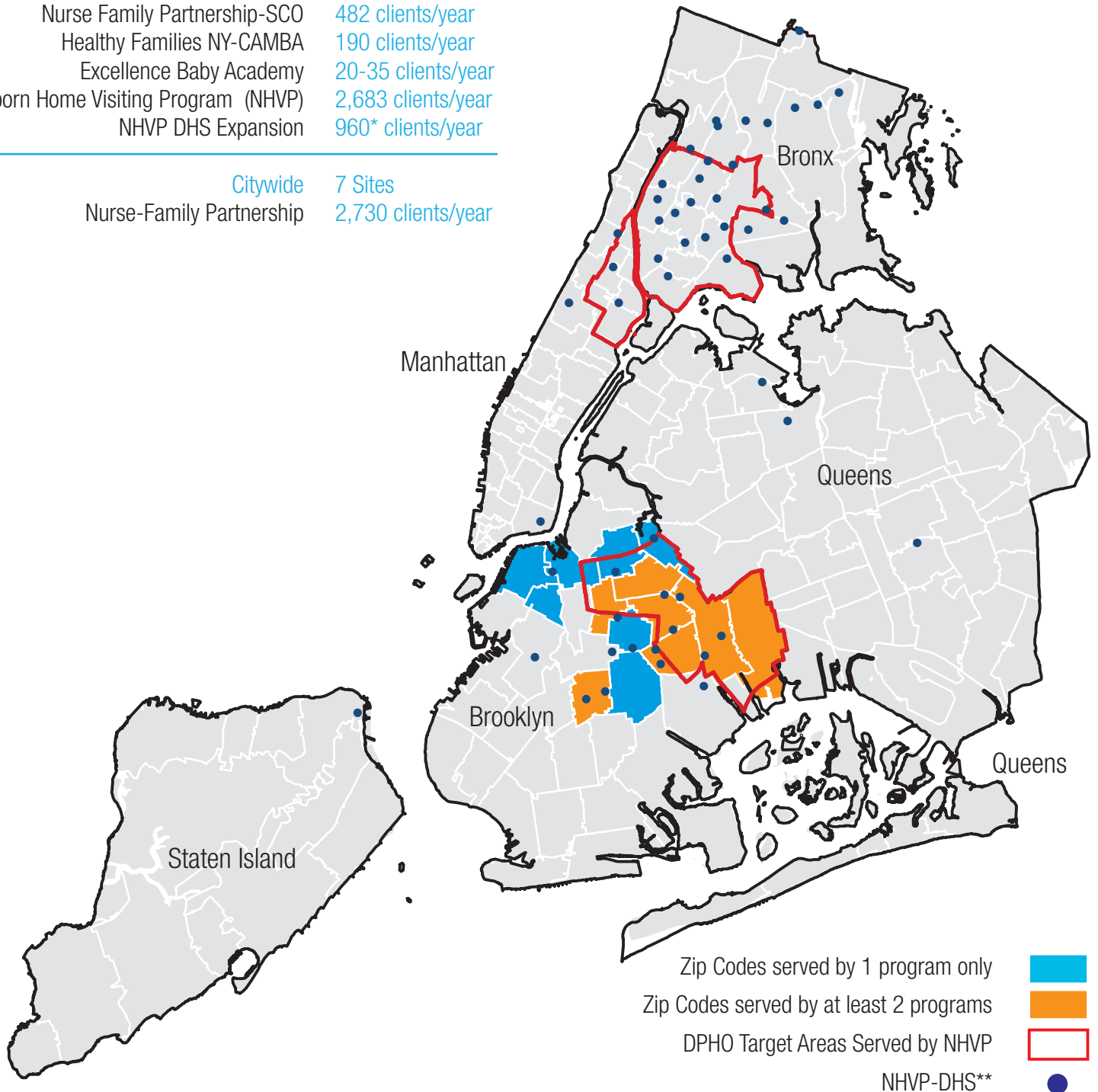
Data Sources:
 NYC Administration for Children's Services (ACS) 2016
 NYC City Planning Community Districts

Areas served by DOHMH Home Visiting Programs

Caseload

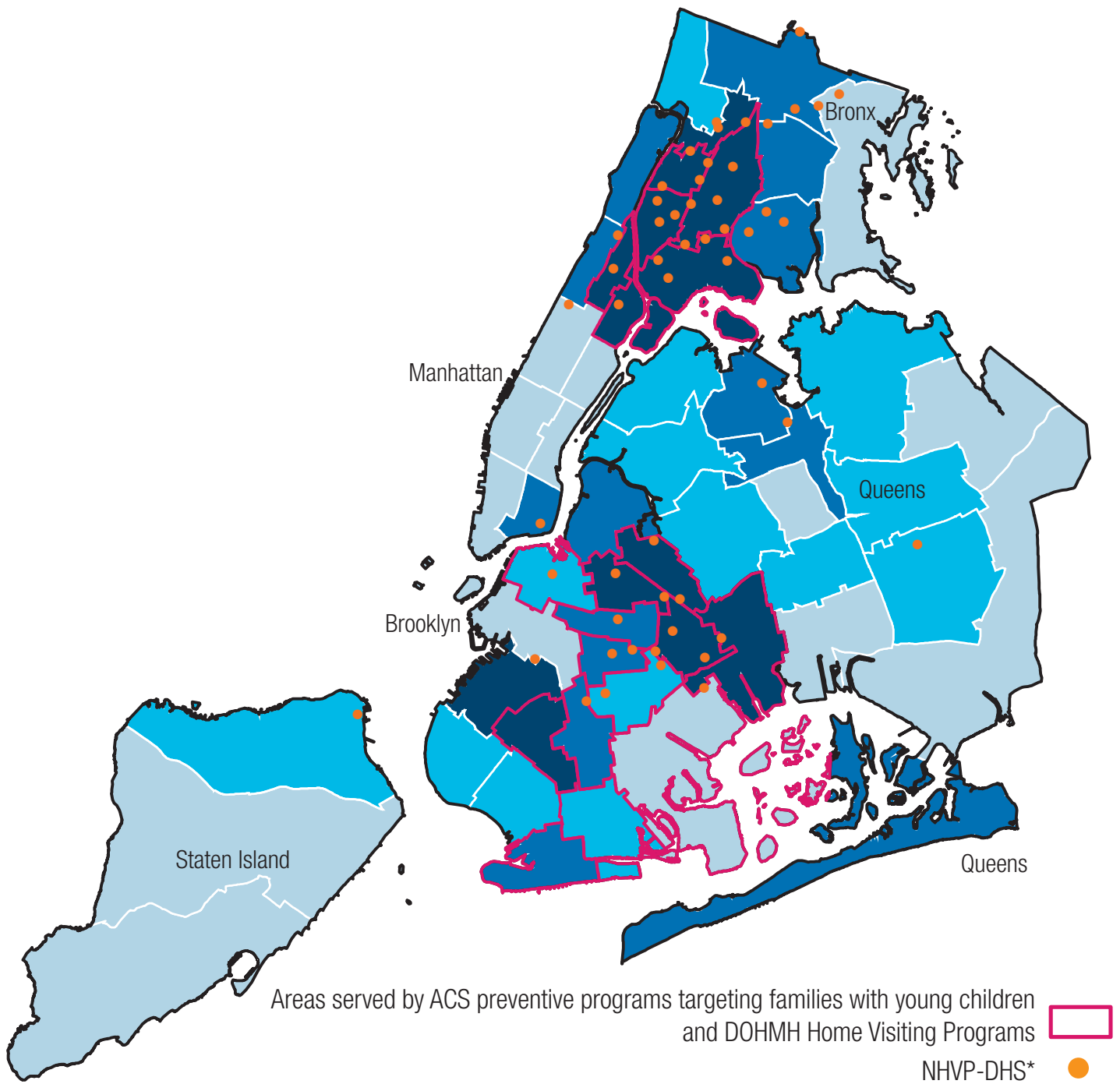
By My Side Community Doula Program	135 clients/year & 90-100 births/year
Nurse Family Partnership-SCO	482 clients/year
Healthy Families NY-CAMBA	190 clients/year
Excellence Baby Academy	20-35 clients/year
Newborn Home Visiting Program (NHVP)	2,683 clients/year
NHVP DHS Expansion	960* clients/year

Citywide	7 Sites
Nurse-Family Partnership	2,730 clients/year



Data Sources:
 NYC Department of Health and Mental Hygiene (DOHMH) 2015
 NYC Department of Homeless Services
 NYC DOHMH District Public Health Offices (DPHO)
 NYC City Planning Zipcode Boundaries
 NYC City Planning Borough Boundaries

*Projected Number - Program started on November, 2015
 **Denotes presence of DHS Shelters for Families with Children



% of Families and People whose income in the past 12 months is below the poverty level (PUMAs)

Data Sources:

- NYC Administration for Children's Services (ACS) 2016
- NYC Department of Health and Mental Hygiene (DOHMH) 2015
- NYC Department of Homeless Services
- NYC City Planning PUMA Profiles - American Community Survey (ACS) 2010-2014
- NYC City Planning Public Use Microdata Areas (PUMAs)

*Denotes presence of DHS Shelters for Families with Children