

# EXECUTIVE DIRECTOR'S REPORT TO THE BOARD

(Remarks as written for delivery)

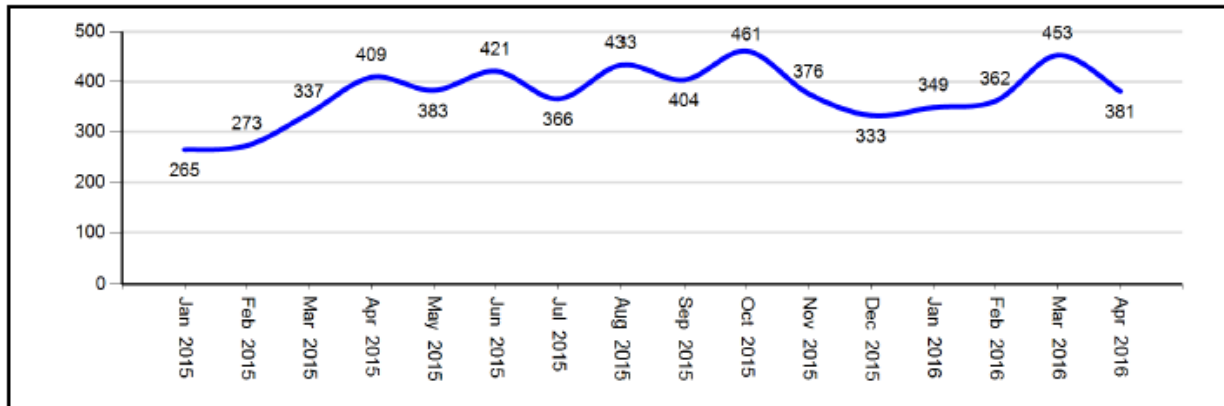
May 11, 2016

(Statistics for April 2016)

Good evening. My name is Mina Malik and I am the Executive Director of the Civilian Complaint Review Board (CCRB). I would like to thank Renée Bushelle, Manager of Visitor Services at the Staten Island Museum for assisting us in being here tonight. Please note that the June Board meeting will take place on Wednesday, June 8th, and will also be located at the CCRB office at 100 Church street.

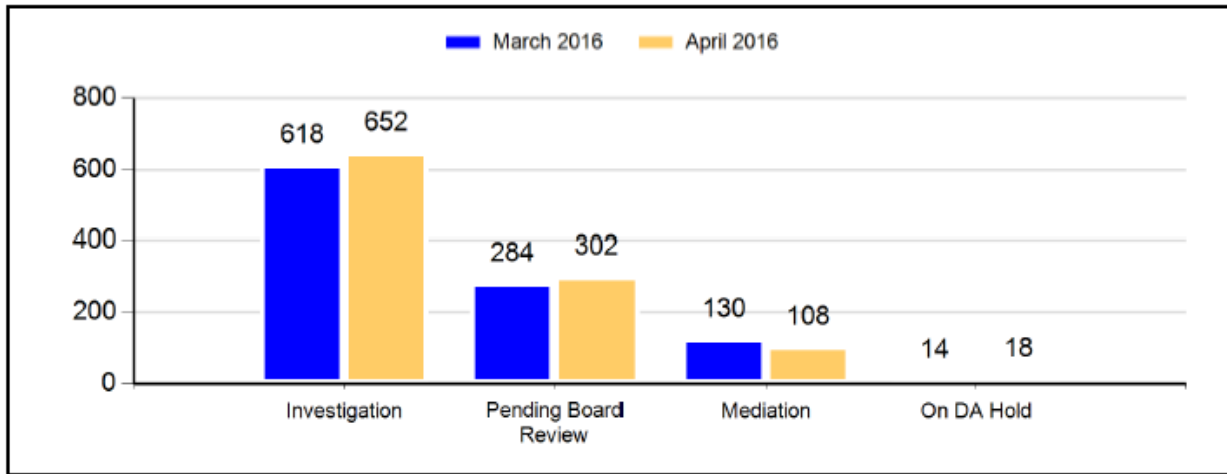
I will discuss matters pertaining to the operations of our Agency, and provide you with highlights from our monthly statistical report. For a full review of the Agency's monthly statistics, please visit our website.

**Figure 1: In April 2016, the CCRB initiated 381 new complaints (#)**



In April 2016, the CCRB initiated 381 new complaints, which reflects a decrease from 453 in March. With regard to complaints received by type of allegation, comparing April 2015 to April 2016, complaints with a discourtesy allegation have decreased by 35%, complaints with an offensive language allegation have decreased by 6%, complaints with an abuse of authority allegation have decreased by 2%, and complaints with a force allegation have decreased by 7%.

**Figure 2: Open Docket Analysis (#)**



In April, the CCRB’s total open docket was 1,080 cases. By the end of April, 652 of these cases were in the Investigations Division representing 60% of the total – up from 618 in March 2016. Of the total docket, 302 cases were pending Board and/or Executive Staff review representing 28% - up from 284 cases pending review in March. The Mediation Program handled 108 cases representing 10% of the open docket – down from 130 cases in March. There were an additional 18 cases on DA hold in April. The April 2016 docket includes 12 reopened cases: 8 of these cases are active investigations, and 4 are pending board review.

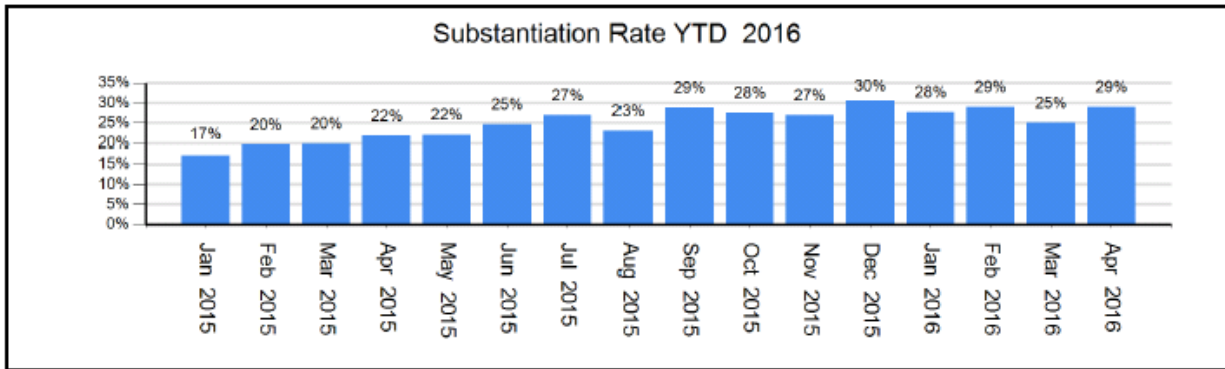
The CCRB continues to close its cases more efficiently. Of the cases that remain in the CCRB active docket, 95% have been open for four months or less, and 99% have been open for seven months or less. These docket numbers continue to represent the best docket numbers in the Agency’s 23-year history.

Investigators closed 542 full investigations from January through April 2016, compared to 710 for the same period last year, which resulted in 24% fewer full investigations. Year to date, the average days to close a full investigation has decreased 56% from 2014, before the reforms.

In April 2016, the CCRB fully investigated 37% of the cases it closed, and resolved (fully investigated, mediated or mediation attempted) 50% of the cases it closed. The truncation rate was 48% in April 2016.

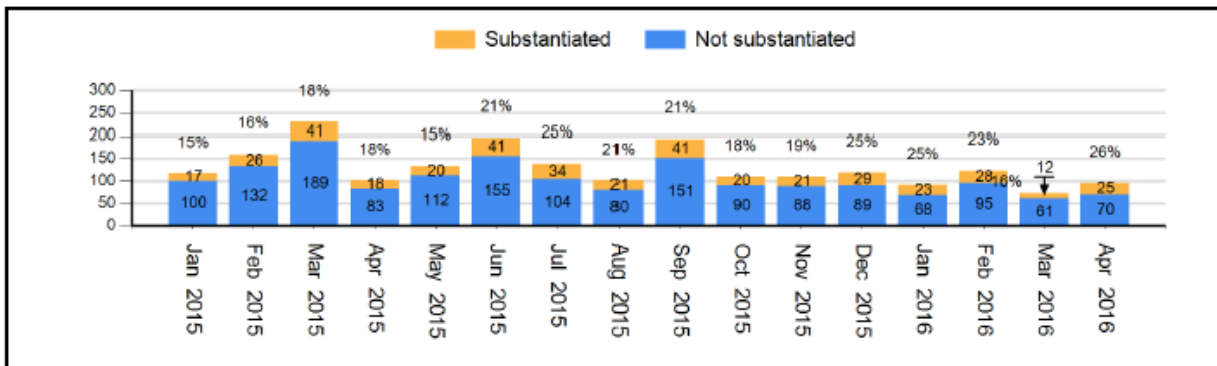
Now I would like to highlight other key statistics for the month of April:

**Figure 3: Percentage of Cases Substantiated Year-to-Date (January 2015 – April 2016)**

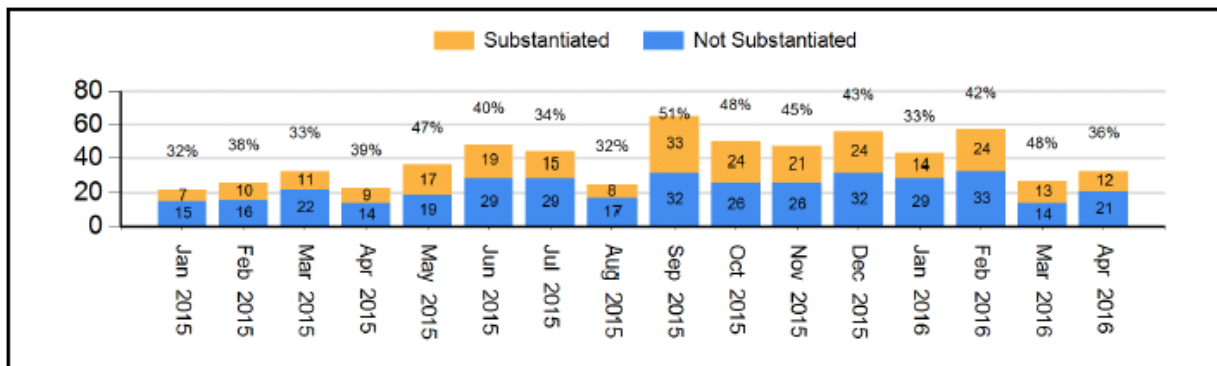


1. The April case substantiation rate was 29%, marking the thirteenth straight month that the CCRB has substantiated more than 20% of cases it fully investigates.
2. With regard to fully investigated allegations in April, the Board substantiated 5% of Force allegations, 21% of Abuse of Authority allegations, 17% of Discourtesy allegations, and no Offensive Language allegations.

**Figure 4: Substantiation Rates for Full Investigations without Video (April 2016) (% Substantiated shown)**



**Substantiation Rates for Full Investigations with Video (April 2016) (% Substantiated shown)**



3. Investigations with video evidence substantiated allegations in 36% of cases – compared to 26% of substantiated cases in which video was not available.
4. The discipline rate for non-APU cases was 88% in April for cases in which police misconduct was substantiated by the Board and sent to the Police Department Advocate's Office with penalty recommendations. The Department decline-to-prosecute rate for non-APU cases for this time period was 6%.
5. In April, the PC finalized penalty decisions against 7 officers; 2 of these were guilty verdicts won by the APU. The APU has conducted trials against 54 officers year to date, and trials against 6 officers in April.