

EXECUTIVE DIRECTOR'S REPORT TO THE BOARD

(Remarks as written for delivery)

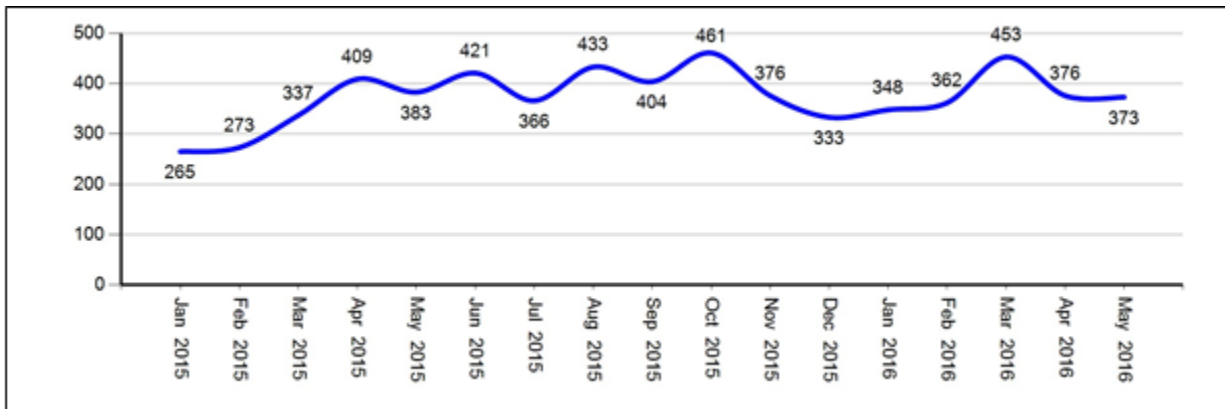
June 8, 2016

(Statistics for May 2016)

Good evening. My name is Mina Malik and I am the Executive Director of the Civilian Complaint Review Board (CCRB). Please note that the July Board meeting will take place on Wednesday, July 13th, and will also be located at the CCRB office at 100 Church street.

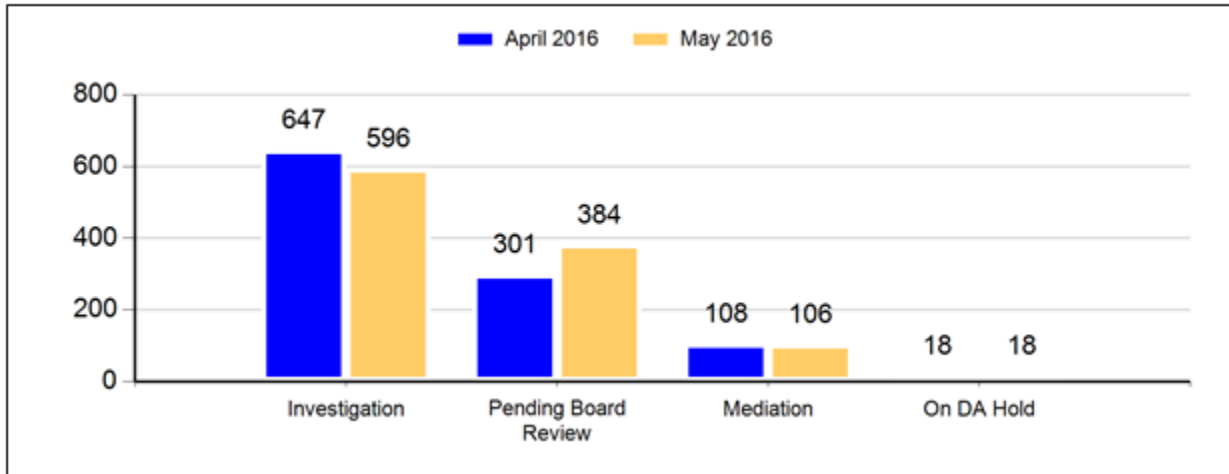
I will discuss matters pertaining to the operations of our agency, and provide you with highlights from our monthly statistical report. For a full review of the Agency's monthly statistics, please visit our website.

Figure 1: In May 2016, the CCRB initiated 373 new complaints (#)



In May 2016, the CCRB initiated 373 new complaints, which reflects a decrease from 376 in April. With regard to complaints received by type of allegation, comparing May 2015 to May 2016, complaints with a discourtesy allegation have decreased by 25%, complaints with an offensive language allegation have decreased 39%, complaints with an abuse of authority allegation have increased 7%, and complaints with a force allegation have remained the same.

Figure 2: Open Docket Analysis (#)



In May, the CCRB’s total open docket was 1,104 cases. By the end of May, 596 of these cases were in the Investigations Division representing 54% of the total – down from 647 in April 2016. Of the total docket, 384 cases were pending Board and/or Executive Staff review representing 35% - up from 301 cases pending review in April. The Mediation Program handled 106 cases representing 10% of the open docket – down from 108 cases in April. There were an additional 18 cases on DA hold in May. The May 2016 docket includes 14 reopened cases: 9 of these cases are active investigations, and 5 are pending board review.

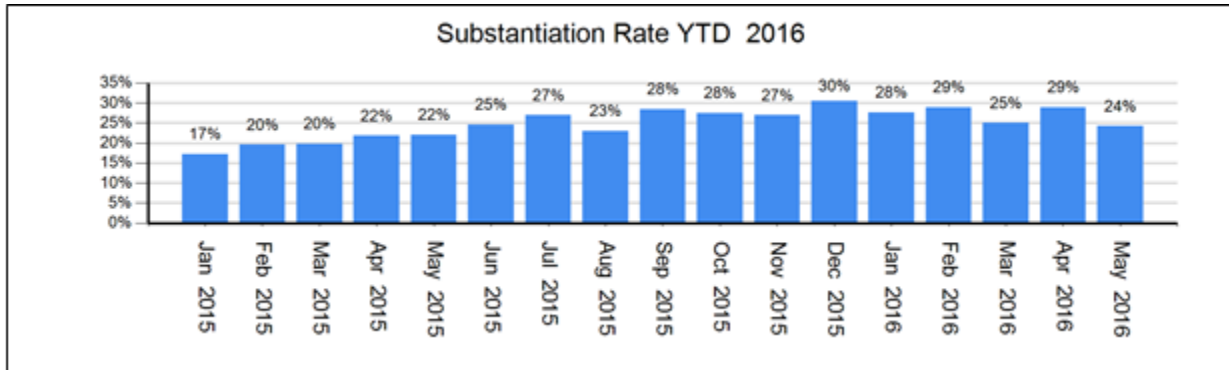
The CCRB continues to close its cases more efficiently. Of the cases that remain in the CCRB active docket, 94% have been open for four months or less, and 99% have been open for seven months or less. These docket numbers continue to represent the best docket numbers in the Agency’s 23-year history.

Investigators closed 637 full investigations from January through May 2016, compared to 878 for the same period last year, which resulted in 27% fewer full investigations. Year to date, the average days to close a full investigation has decreased 56% from 2014, before the reforms.

In May 2016, the CCRB fully investigated 27% of the cases it closed, and resolved (fully investigated, mediated or mediation attempted) 42% of the cases it closed. The truncation rate was 56% in May 2016. This is primarily driven by complainant/victim/witness uncooperative which the CCRB is focused on examining in order to decrease the number of truncations.

Now I would like to highlight other key statistics for the month of May:

Figure 3: Percentage of Cases Substantiated Year-to-Date (January 2015 – May 2016)



1. The May case substantiation rate was 24%, marking the fourteenth straight month that the CCRB has substantiated more than 20% of cases it fully investigates.
2. With regard to fully investigated allegations in May, the Board substantiated 7% of Force allegations, 14% of Abuse of Authority allegations, 13% of Discourtesy allegations, and no Offensive Language allegations.
3. Investigations with video evidence substantiated allegations in 24% of cases – the same as the 24% substantiation rate for cases in which video was not available.
4. The discipline rate for non-APU cases was 93% in May for cases in which police misconduct was substantiated by the Board and sent to the Police Department Advocate’s Office with penalty recommendations. The Department decline-to-prosecute rate for non-APU cases for this time period was 7%.
5. In May, the PC finalized penalty decisions against 27 officers; 12 of these were guilty verdicts won by the APU. The APU has conducted trials against 61 officers year to date, and trials against 8 officers in May.