

MEMORANDUM OF UNDERSTANDING

relating to the

HURRICANE SANDY DISASTER NATIONAL EMERGENCY GRANT

between the

NEW YORK CITY DEPARTMENT OF SMALL BUSINESS SERVICES

and the

NEW YORK CITY HOUSING AUTHORITY

This **MEMORANDUM OF UNDERSTANDING** (“MOU”) dated April 24, 2013, is entered into between the **New York City Department of Small Business Services** (“SBS”), with offices located at 110 William Street, 7th Floor, New York, New York 10038, and the **New York City Housing Authority** (“NYCHA”), with its principal office located at 250 Broadway, New York, New York 10007 (each, a “Party” and collectively, the “Parties”).

WITNESSETH:

WHEREAS, in order to aid in the recovery of the disaster-impacted areas caused by Hurricane Sandy, restore public infrastructure and services so that regular business and employment activities can resume, and work on projects that provide humanitarian assistance to victims of the disaster, the Secretary of the United States Department of Labor (“USDOL”) awarded a disaster National Emergency Grant (“NEG” or “Grant”) to the New York State Department of Labor (“NYSDOL”) to hire temporary workers to assist in the recovery of damages caused by Hurricane Sandy, and to assist with humanitarian efforts to aid the community, in the following disaster impacted New York State Counties: Bronx, Kings, Nassau, New York Orange, Putnam, Queens, Richmond, Rockland, Suffolk, Sullivan, Ulster and Westchester; and

WHEREAS, pursuant to the above-referenced USDOL NEG award, NYSDOL issues *Notices of Obligational Authority for Local Workforce Investment Area (LWIA)-New York City* (“NOA” or “NOAs”) authorizing NEG Disaster Grant Program Year 2012 funding (“Grant Funding”) to Mayor Bloomberg on behalf of the City of New York (the “City”) for identified NYSDOL-approved Project(s) through which funds are used for the provision of NEG eligible services at NEG eligible worksites; to pay (offset) wages of existing employees who directly supervise NEG workers, determined by the percentage of time they spend on such supervision; and to purchase work-related items for eligible individuals hired as NEG workers; and

WHEREAS, on November 30, 2012, NYSDOL issued an NOA, attached hereto as Exhibit A-1, approving up to \$7,733,151.61 in Grant Funding for NYSDOL-approved NYCHA Project(s) as more fully described herein;

WHEREAS, on December 21, 2012, NYSDOL issued an NOA, attached hereto as Exhibit A-2, increasing the total Grant Funding for NYCHA Project(s) originally identified in the November 30, 2012 NOA by \$100,701.68 to an amount not to exceed \$7,833,852.69;

WHEREAS, on March 1, 2013, NYSDOL issued an NOA, attached hereto as Exhibit A-3, reducing the total Grant Funding for NYCHA Project(s) identified in the December 21, 2012 NOA by \$504,341.94 to an amount not to exceed \$7,329,510.75; and

WHEREAS, NYCHA is ready, willing and able to use the Grant funding to provide the eligible services and activities related to the NYSDOL-approved Project(s) and SBS, as the designated distributor of funds for the City’s LWIA

and the agency responsible for reporting to NYSDOL on all of the City's LWIA Projects under the Hurricane Sandy Disaster National Emergency Grant, agrees to reimburse NYCHA for said services and activities in accordance with the processes and requirements described in this MOU¹;

NOW, THEREFORE, the Parties agree as follows:

ARTICLE 1 TERM

The "**Term**" of this MOU shall commence on October 30, 2012 and shall expire on September 30, 2013, unless sooner terminated or extended pursuant to Article 4 below.

ARTICLE 2 SCOPE OF SERVICES

- A. **Scope of Services.** During the Term, NYCHA shall use the Grant funding to administer the Project(s) set forth in the "**Project Proposal**" (attached hereto as Exhibit B) initially approved by NYSDOL in the November 30, 2012 NOA (Exhibit A-1). Unless otherwise approved by SBS in advance, NYCHA's use of the Grant Funding to administer the Project's identified in the Project Proposal shall be limited to: (1) the hiring of temporary workers; (2) the purchasing of disaster-related supplies; (3) the provision of humanitarian assistance; (4) the clean-up, demolition, repair and renovation services of public facilities, structures and lands located in the disaster area; and (5) paying for Grant-related supervisory wages, fringe, and program operations administration (collectively, "**Services**" or "**Project Services**"). During the Term, NYCHA shall provide all Project Services in accordance with the applicable NOAs, Project Proposal, and the Project Budget described in Article 3 below. In addition, NYCHA's provision of Project Services pursuant to this MOU and the Grant shall comply with all applicable Federal, state and city rules, regulations, guidelines and policies, including the *General Terms and Conditions Applicable to Disaster Grants* and NYSDOL's *Disaster NEG Desk Guide*.
- B. **Eligibility Criteria for Disaster NEG Supported Workers.** SBS shall ensure that all "Disaster NEG Supported Workers" meet the eligibility criteria established by NYSDOL under the Grant before they perform any work under the NYSDOL-approved NYCHA Project(s).

ARTICLE 3 PAYMENT

- A. **Maximum Funding Level.** During the Term, the maximum funding approved by NYSDOL for the designated NYCHA Project(s) shall not exceed Seven Million Three Hundred Twenty-Nine Thousand Five Hundred and Ten Dollars and Seventy-Five Cents (\$7,329,510.75) ("**Maximum Funding Level**"). Unless otherwise approved by SBS in advance, the "NYSDOL-Approved Project Budget" and "NYSDOL-Approved LWIA Administrative Budget," which comprises of the Maximum Funding Level shall not exceed the values set forth in Table 1 below.
- B. **Maximum Reimbursable Amount.** The maximum reimbursable amount for Project Services provided by NYCHA during the Term and pursuant to this MOU shall not exceed Seven Million Two Hundred Thirty-One Thousand Two Hundred and Sixty-Seven Dollars (\$7,231,267) ("**Maximum Reimbursable Amount**") as set forth in the "Project Budget," attached hereto as Exhibit C. Unless otherwise approved by SBS in advance, the "Total NYCHA Project Costs" and "Total NYCHA Admin. Costs," which comprise of the Maximum Reimbursable Amount, shall not exceed the values set forth in Table 1 below. All payments shall be made in accordance with the "Cost Reimbursement" provisions set forth in Section C of this Article 3 below.

¹SBS' mission it is to make it easier for businesses in the City start, operate and expand by providing direct assistance to business owners, fostering neighborhood development in commercial districts, and linking employers to a skilled and qualified workforce.

Table 1	
Summary of Maximum Funding Level and Maximum Reimbursable Amount	
MOU Cost Category	Value (\$)
Maximum Funding Level	\$7,329,510.75
<i>NYSDOL-Approved Project Budget</i>	<i>\$6,816,445</i>
<i>NYSDOL-Approved LWIA Administrative Budget</i>	<i>\$513,065.75*</i>
Maximum Reimbursable Amount under MOU	\$7,231,267
<i>Total NYCHA Project Costs</i>	<i>\$6,816,445</i>
<i>Total NYCHA Admin. Costs</i>	<i>\$414,822**</i>

* This figure represents 7% of the Maximum Funding Level; No more than 7% the Maximum Funding Level for the NYSDOL-approved NYCHA Project(s) may be charged to LWIA Administration during the Term.

** This figure represents 5.66% of the Maximum Funding Level; No more than 5.66% the Maximum Funding Level for the NYSDOL-approved NYCHA Project(s) may be charged by NYCHA to LWIA Administration costs during the Term.

C. **Cost Reimbursement for Eligible Expenses.** During the Term of this MOU, SBS shall approve NYCHA vouchers and invoices (“**Invoices**”) in an aggregate amount not to exceed the “NOA new level” value identified in the most recent NOA issued by NYSDOL for NYCHA Project(s) *less* 1.34%.² Under no circumstances shall SBS reimburse NYCHA in an aggregate amount that exceeds the Maximum Reimbursable Amount during the Term of this MOU.

1. All reimbursement requests and payments shall be made in accordance with the following process: Invoices shall be submitted by NYCHA to SBS by the tenth (10th) business day of each month to cover the previous month’s expenses.
2. The Invoices shall include an itemization of actual expenditures incurred, and shall be accompanied by appropriate supporting documentation and any other information deemed necessary by the SBS to validate expenses.
3. SBS shall review each Invoice submitted by NYCHA in accordance with the Project Proposal, Project Budget, applicable NYSDOL-issued NOA(s) and all other applicable rules, guidelines and procedures pertaining to reimbursements and payments under the Grant. Once the Invoice is approved by SBS (either in whole or in part), the approved reimbursement amount shall be paid to NYCHA through an electronic interagency transfer of funds. SBS may disallow for payment any expenses or charges which were not authorized or documented in accordance with the terms of this MOU (including the Project Proposal and Project Budget), applicable NOA(s), the NYSDOL *Disaster NEG Desk Guide* and the *General Terms and Conditions Applicable to Disaster Grants*.

D. **Additional Payment Provisions.** The Parties expressly acknowledge and understand that the Maximum Funding Level and Maximum Reimbursable Amount does not represent a commitment by NYSDOL to release to SBS the full amounts set forth in Table 1 above. Furthermore, the Parties expressly acknowledge and understand that SBS is serving solely as distributor of funds provided under the Workforce Investment Act (“**WIA**”) and this Grant and that SBS is not obligated to disburse monies from general funds or otherwise to make payments described herein to NYCHA, and further, that this distribution is contingent upon the receipt of WIA Grant funds by NYSDOL.

ARTICLE 4. MODIFICATION

- A. **MODIFICATION.** This MOU may only be amended by the written consent of both SBS and NYCHA.
- B. **TERMINATION.** Both SBS and NYCHA shall have the right to terminate this MOU without cause upon thirty (30) days written notice to the other Party.

ARTICLE 5. RECORDKEEPING, REPORTING REQUIREMENTS & PROJECT MONITORING

- A. **Maintenance of Records.** NYCHA agrees to maintain any and all books, records, documentation, justifications and other evidence which sufficiently and properly reflect all costs expended in connection with this MOU as well

² 1.34% of the each incremental funding allocation identified in the “NOA new level” column for NYCHA Project(s) and a total of up to \$98,243.75 (1.34% of the Maximum Funding Level) is being withheld by SBS for LWIA administrative costs.

as any other documents or information deemed necessary by SBS for SBS to comply with certain NYSDOL reporting requirement related to the Grant including, but not limited to the following (collectively, **“Records”**):

1. Case Management System. The recording and timely entering of NEG-Funded Participant Services in NYSDOL’s case management system; and
2. Monthly Report Submissions. The Records and related information provided by NYCHA to SBS for the completion and submission of NYSDOL-required Monthly Reports shall include sufficient information and supporting documentation for SBS to address the following areas:
 - a. Summarize the activities conducted;
 - b. Identify new worksite initiated;
 - c. Identify temporary workers hired/assigned to worksites;
 - d. Summarize local monitoring conducted; and
 - e. Identify accrued expenditures.

B. **Retention and Availability of Records for Inspection**. NYCHA agrees to retain all Records for a period of six (6) years after the expiration or termination of this MOU, or for a period otherwise prescribed by Law, whichever is later (**“Retention Period”**). Additionally, during the Term or Retention Period and upon reasonable notice to NYCHA, NYCHA shall make available to SBS as well as applicable City, State and federal agencies and auditors all Records maintained or retained by NYCHA in connection with this MOU.

C. **NEG Project Monitoring**. During the Term, SBS shall perform the NEG monitoring activities set forth in the *Hurricane Sandy NEG Monitoring Guide; Local Government Agency, Non-profit or Public Education Entity Receiving Grant*.

ARTICLE 6. MISCELLANEOUS

A. All notices required by this MOU shall be delivered to the other Party at the following addresses:

To NYCHA:

250 Broadway

New York, New York 10007

Attn: Sideya Sherman, Director of the Office of Resident Economic Empowerment and Sustainability

With a copy to:

NYCHA Law Department

250 Broadway, 9th Floor

New York, New York 10007

Attn: Deputy General Counsel for Corporate Affairs

To SBS:

110 William Street, 7th Floor

New York, New York 10038

Attn: Andrew Schwartz, First Deputy Commissioner

B. If any provision contained in this MOU is held to be unenforceable by a court of law or equity, this MOU will be construed as if such provision did not exist and the non-enforceability of such provision will not be held to render any other provision or provisions of this MOU unenforceable.

C. The Services provided under this MOU shall be performed in accordance with all applicable provisions of Federal, State, and Local Laws.

D. This written MOU contains all the terms and conditions agreed upon by the Parties, and no other agreement, oral or otherwise, regarding the subject matter of this MOU shall be deemed to exist or to bind either of the Parties, nor to vary any of its terms.


E. Neither Party will be deemed to be in violation of this MOU if it is prevented from performing any of its obligations hereunder due to emergencies or weather conditions, strikes, failure of public transportation, civil or military authority, act of public enemy, accidents, fires, explosions, or acts of God, including, without limitation, earthquakes, floods, winds, or storms. In such an event the intervening cause must not be through the fault of the

party asserting such an excuse, and the excused party is obligated to promptly perform in accordance with the terms of the MOU after the intervening cause ceases.

- F. Neither Party will assign, transfer or delegate any rights, obligations or duties under this MOU without the prior written consent of the other Party. Such prior written approval will not be unreasonably withheld, delayed, or conditioned. In addition, NYCHA is prohibited from undertaking any of the following actions without the prior written approval of SBS: (1) Changing worksite locations; (2) transferring workers to different worksite locations; and/or (3) transferring the management of these worksite locations, including management of the workers and the Project in general, to another agency or entity.
- G. The Parties hereto represent and warrant that the person executing this MOU on behalf of each party has full power and authority to enter into this MOU and that the Parties are authorized by law to perform the Services set forth in the MOU.

IN WITNESS WHEREOF, both Parties have duly executed this MOU on the date herein written.

**NEW YORK CITY DEPARTMENT OF
SMALL BUSINESS SERVICES**



Name: Andrew Schwartz
Title: First Deputy Commissioner

4/24/13
Date

NEW YORK CITY HOUSING AUTHORITY




Name: Cecil R. House
Title: General Manager

4/23/13
Date

ACKNOWLEDGMENTS

State of New York)
) SS.:
County of New York)

On this 24th day of April, 2013, before me personally came Andrew Schwartz, to me known, and known to me to be the First Deputy Commissioner of the New York City Department of Small Business Services, who executed the foregoing agreement and who acknowledged to me the execution thereof for the purposes therein mentioned.




Notary Public

CHRISTIAN STOVER
Notary Public, State of New York
Registration #02ST8172505
Qualified in New York County
Commission Expires Dec.14, 2015

State of)
) SS.:
County of)

On this 23rd day of April, 2013, before me personally came Cecil R. House, to me known, and known to me to be the General Manager of the New York City Housing Authority, who executed the foregoing agreement and who acknowledged to me the execution thereof for the purposes therein mentioned.



Notary Public

NATALIE Y. RIVERS
Notary Public, State of New York
No. 41-4926862
Qualified in Queens County
Commission Expires April 25, 2014

EXHIBIT A-1
 NOTICE OF OBLIGATIONAL AUTHORITY
 FOR LOCAL WORKFORCE INVESTMENT AREA (LWIA) -NEW YORK CITY



New York State Department of Labor
 Andrew M. Cuomo, *Governor*
 Peter M. Rivera, *Commissioner*

November 30, 2012

The Honorable Michael R. Bloomberg
 Mayor
 City of New York
 City Hall
 New York, New York 10007

Dear Mayor Bloomberg:

Attached is Notice of Obligational Authority (NOA) for Local Workforce Investment Area (LWIA) - New York City for the amount of \$1,930,506.00. This NOA identifies an allocation of funding to your LWIA under the Department's Hurricane Sandy disaster National Emergency Grant (NEG). This funding is for the New York City Housing Authority (NYCHA) and the New York City Small Business Services (SBS) projects. This NOA represents 25% of the total awards as described in the chart below.

Disaster NEG supported workers must meet the eligibility criteria as established under this grant. Funds can only be used to hire temporary workers and to purchase disaster-related supplies. Available funds may be used to provide humanitarian assistance, clean-up, demolition, repair and renovation related to public facilities, structures and lands. Up to 7% of your total expenditures may be charged to administration. All charges against this program must be reported monthly to PeopleSoft to Program 187 as follows:

<i>NEG Hurricane expense</i>	<i>Peoplesoft Account/Description</i>
LWIA Administration	516000 Administration
Participant Wages	516100 Wages
Participant Fringe Benefits	516101 Fringe
Supplies and Transportation	516107 Other
Supervisor Wages, Fringe, Prgm Oper Admin	511000 General

This NOA reflects the following projects approved for your LWIA.

Project name	Budget request	LWIA Admin	NOA prior level	Change this NOA	NOA new level
NYCHA	7,191,831.00	541,320.61	-0-	1,800,000.00	1,800,000.00
NYC SBS	522,023.00	39,292.05	-0-	130,506.00	140,329.00
NYC direct hire	7,488,425.00	563,644.89	7,500,000.00	-0-	7,500,000.00
Totals	15,202,279.00	1,144,257.55	7,500,000.00	1,930,506.00	9,430,506.00

NEG funded participant services must be properly recorded and entered timely into our case management system. The Department created a Disaster NEG desk guide which is located on the internet at: <http://labor.ny.gov/workforcenypartners/osos-desk-guide-neg-disaster.pdf>.

Attached are required worksite assurances and certifications, as well as general terms and conditions that are applicable to this Disaster NEG. A list of commonly asked questions and answers are also included as part of the general terms and conditions for your reference.

A bi-weekly report summarizing activities conducted, new worksites initiated, temporary workers hired/assigned to worksites, local monitoring conducted and accrued expenditures will be required for the first three months of this project. Subsequent to that time monthly summary reports will be required.

Any questions concerning this information should be directed to Mr. Jeffrey Martin, State Representative at 212-775-3352.

Sincerely,



Karen A. Coleman
Deputy Commissioner
for Workforce Development

Attachment

cc: Mr. Ismail Mohamed
Ms. Michelle Light
Mr. Jeffrey Martin
Mr. Yona Tapuchi
Ms. Delores Caruso

NOTICE OF OBLIGATIONAL AUTHORITY LWIA# 67

NOA #PY12- 5

LWIA: New York City
Grantee: Michael R. Bloomberg
Mayor, New York City

GRANTOR: The Governor of New York through
the New York State Department
of Labor

This NOA authorizes Program Year 2012 funding for the period (07/01/12
through 6/30/14), except Youth (04/01/12 through 6/30/14)
NEG Hurricane Sandy (10/30/12 - 9/30/13)

NYSDOL Contacts: Jeff Martin

TELEPHONE: (212) 775-3352

WIA GRANT	PRIOR LEVEL	CHANGE THIS NOA	NEW LEVEL
CFDA# 17.259 T-1B Youth	\$18,999,810.90	\$0.00	\$18,999,810.90
CFDA# 17.258,17.259,17.278 T-1B Admin	\$5,997,330.00	\$0.00	\$5,997,330.00
CFDA# 17.258 T-1B Adult	\$20,450,578.50	\$0.00	\$20,450,578.50
CFDA# 17.278 T-1B Dislocated Worker	\$14,525,580.60	\$0.00	\$14,525,580.60
CFDA# 17.277 T-1B NEG Disaster	\$7,500,000.00	\$1,930,506.00	\$9,430,506.00

Approved by:


Karen A. Coleman
Deputy Commissioner for Workforce Development

11/30/12

EXHIBIT A-2
 NOTICE OF OBLIGATIONAL AUTHORITY
 FOR LOCAL WORKFORCE INVESTMENT AREA (LWIA) -NEW YORK CITY



New York State Department of Labor

Andrew M. Cuomo, Governor

Peter M. Rivera, Commissioner

December 21, 2012

The Honorable Michael R. Bloomberg
 Mayor
 City of New York
 City Hall
 New York, New York 10007

Dear Mayor Bloomberg:

Attached is Notice of Obligational Authority (NOA) for Local Workforce Investment Area (LWIA) - New York City for the amount of \$87,311.83. This NOA identifies an allocation of funding to your LWIA under the Department's Hurricane Sandy disaster National Emergency Grant (NEG). This funding is for the New York City Department of Homeless Services (DHS) project. This NOA represents 25% of the total award as described in the chart below.

Disaster NEG supported workers must meet the eligibility criteria as established under this grant. Funds can only be used to hire temporary workers and to purchase disaster-related supplies. Available funds may be used to provide humanitarian assistance, clean-up, demolition, repair and renovation related to public facilities, structures and lands. Up to 7% of your total expenditures may be charged to administration. All charges against this program must be reported monthly to PeopleSoft to Program 187 as follows:

<i>NEG Hurricane expense</i>	<i>Peoplesoft Account/Description</i>
LWIA Administration	516000 Administration
Participant Wages	516100 Wages
Participant Fringe Benefits	516101 Fringe
Supplies and Transportation	516107 Other
Supervisor Wages, Fringe, Prgm Oper Admin	511000 General

This NOA reflects the following projects approved for your LWIA.

Project name	Budget request	LWIA Admin	NOA prior level	Change this NOA	NOA new level
NYCHA	7,285,483.00	548,369.69	1,800,000.00	-0-	1,800,000.00
NYC SBS	522,023.00	39,292.05	130,506.00	-0-	130,506.00
NYC direct hire	7,488,425.00	563,644.89	7,500,000.00	-0-	7,500,000.00
NYC DHS	324,800.00	24,447.31	-0-	87,311.83	87,311.83
Totals	15,620,731.00	1,175,753.94	9,430,506.00	87,311.83	9,517,817.83

NEG funded participant services must be properly recorded and entered timely into our case management system. The Department created a Disaster NEG desk guide which is located on the internet at: <http://labor.ny.gov/workforcenypartners/osos-desk-guide-neg-disaster.pdf>.

A bi-weekly report summarizing activities conducted, new worksites initiated, temporary workers hired/assigned to worksites, local monitoring conducted and accrued expenditures will be required for the first three months of this project. Subsequent to that time monthly summary reports will be required.

Any questions concerning this information should be directed to Mr. Jeffrey Martin, State Representative at 212-775-3352.

Sincerely,



Karen A. Coleman
Deputy Commissioner
for Workforce Development

Attachment

cc: Mr. Ismail Mohamed
Ms. Michelle Light
Mr. Jeffrey Martin
Mr. Yona Tapuchi
Ms. Delores Caruso

LWIA: New York City
 Grantee: Michael R. Bloomberg
 Mayor, New York City

GRANTOR: The Governor of New York through
 the New York State Department
 of Labor


This NOA authorizes Program Year 2012 funding for the period (07/01/12
 through 6/30/14), except Youth (04/01/12 through 6/30/14)
 NEG Hurricane Sandy (10/30/12 - 9/30/13)

NYS DOL Contacts: Jeff Martin

TELEPHONE: (212) 775-3352

WIA GRANT	PRIOR LEVEL	CHANGE THIS NOA	NEW LEVEL
CFDA# 17.259 T-1B Youth	\$18,999,810.90	\$0.00	\$18,999,810.90
CFDA# 17.258,17.259,17.278 T-1B Admin	\$5,997,330.00	\$0.00	\$5,997,330.00
CFDA# 17.258 T-1B Adult	\$20,450,578.50	\$0.00	\$20,450,578.50
CFDA# 17.278 T-1B Dislocated Worker	\$14,525,580.60	\$0.00	\$14,525,580.60
CFDA# 17.277 T-1B NEG Disaster	\$9,430,506.00	\$87,311.83	\$9,517,817.83

Approved by:


 Karen A. Coleman
 Deputy Commissioner for Workforce Development

12/21/12



EXHIBIT A-3
 NOTICE OF OBLIGATIONAL AUTHORITY
 FOR LOCAL WORKFORCE INVESTMENT AREA (LWIA) -NEW YORK CITY
New York State Department of Labor
 Andrew M. Cuomo, Governor
 Peter M. Rivera, Commissioner

March 1, 2013

The Honorable Michael R. Bloomberg
 Mayor
 City of New York
 City Hall
 New York, New York 10007

Dear Mayor Bloomberg:

Attached is Notice of Obligational Authority (NOA) for Local Workforce Investment Area (LWIA) - New York City for the amount of \$40,555.07. This NOA identifies an allocation of funding to your LWIA under the Department's Hurricane Sandy disaster National Emergency Grant (NEG). This funding is for the New York City Department for the Aging (DFTA) projects. This NOA represents 25% of the total award as described in the chart below.

Disaster NEG supported workers must meet the eligibility criteria as established under this grant. Funds can only be used to hire temporary workers and to purchase disaster-related supplies. Available funds may be used to provide humanitarian assistance, clean-up, demolition, repair and renovation related to public facilities, structures and lands. Up to 7% of your total expenditures may be charged to administration. All charges against this program must be reported monthly to PeopleSoft to Program 187 as follows:

<i>NEG Hurricane expense</i>	<i>Peoplesoft Account/Description</i>
LWIA Administration	516000 Administration
Participant Wages	516100 Wages
Participant Fringe Benefits	516101 Fringe
Supplies and Transportation	516107 Other
Supervisor Wages, Fringe, Prgm Oper Admin	511000 General

This NOA reflects the following projects approved for your LWIA.

Project name	Budget request	LWIA Admin	NOA prior level	Change this NOA	NOA new level
NYCHA	6,816,445.00	513,065.75	1,800,000.00	-0-	1,800,000.00
NYC SBS	522,023.00	39,292.05	130,506.00	-0-	130,506.00
NYC direct hire	15,000,000.00	1,129,032.26	7,500,000.00	-0-	7,500,000.00
NYC DHS	324,800.00	24,447.31	87,311.83	-0-	87,311.83
NYC MOCS	167,395.79	12,599.68	45,736.77	-0-	45,736.77
NYC JBRC	4,523,596.00	340,485.72	1,593,399.14	-0-	1,593,399.14
NYC DYCD	597,992.38	45,010.18	160,750.65	-0-	160,750.65
NYC DFTA	150,864.86	11,355.42	-0-	40,555.07	40,555.07
Totals	28,103,117.03	2,115,288.37	11,317,704.39	40,555.07	11,358,259.46

NEG funded participant services must be properly recorded and entered timely into our case management system. The Department created a Disaster NEG desk guide which is located on the internet at: <http://labor.ny.gov/workforcenypartners/osos-desk-guide-neg-disaster.pdf>.

A bi-weekly report summarizing activities conducted, new worksites initiated, temporary workers hired/assigned to worksites, local monitoring conducted and accrued expenditures will be required for the first three months of this project. Subsequent to that time monthly summary reports will be required.

Any questions concerning this information should be directed to Mr. Jeffrey Martin, State Representative at 212-775-3352.

Sincerely,



Karen A. Coleman
Deputy Commissioner
for Workforce Development

Attachment

cc: Mr. Ismail Mohamed
Ms. Michelle Light
Mr. Jeffrey Martin
Mr. Yona Tapuchi
Ms. Delores Caruso

LWIA: New York City
 Grantee: Michael R. Bloomberg
 Mayor, New York City

GRANTOR: The Governor of New York through
 the New York State Department
 of Labor

This NOA authorizes Program Year 2012 funding for the period (07/01/12 through 6/30/14), except Youth (04/01/12 through 6/30/14)
 NEG Hurricane Sandy (10/30/12 - 9/30/13)

NYSOOL Contacts: Jeff Martin

TELEPHONE: (212) 775-3352

WIA GRANT	PRIOR LEVEL	CHANGE THIS NOA	NEW LEVEL
CFDA# 17.259 T-1B Youth	\$18,999,810.90	\$0.00	\$18,999,810.90
CFDA# 17.258,17.259,17.278 T-1B Admin	\$5,997,330.00	\$0.00	\$5,997,330.00
CFDA# 17.258 T-1B Adult	\$20,450,578.50	\$0.00	\$20,450,578.50
CFDA# 17.278 T-1B Dislocated Worker	\$14,525,580.60	\$0.00	\$14,525,580.60
CFDA# 17.277 T-1B NEG Disaster	\$11,317,704.39	\$40,555.07	\$11,358,259.46

Approved by:


 Karen A. Coleman
 Deputy Commissioner for Workforce Development

03/01/13

EXHIBIT B
PROJECT PROPOSAL

New York City Housing Authoring Hurricane Sandy Recovery Plan

Proposal for the Department of Labor-Funded Initiative to Hire Temporary NYCHA Staff

Hurricane Sandy presented unprecedented damage and service disruptions to New York City Housing Authority (NYCHA) developments and grounds. Clean-up and repair efforts are underway, but significant work is required by NYCHA in order to restore affected NYCHA developments to pre-hurricane conditions and deliver much needed services to NYCHA residents.

Department of Labor Grant

The United States Department of Labor (US DOL) has authorized the New York State Department of Labor (NYS DOL) to utilize \$14 million in funding to support Hurricane Sandy clean-up efforts. With approval, NYS DOL disbursements may increase to \$28 million or more. NYCHA is working with the Department of Small Business Services (SBS) to identify priority projects and develop a plan to hire temporary staff.

This funding is intended to support Hurricane clean-up, repair and restoration efforts by employing displaced, long-term unemployed or dislocated workers. Given the devastating effects of Hurricane Sandy on NYCHA communities, NYCHA is eager to target eligible NYCHA residents for the employment opportunities available through this grant. The NYS DOL funding is available for 6 months and can be used to support wages for staff up to \$12,000. The funding can also support supplies, materials, and tools.

Proposed Projects

NYCHA plans to deploy staff to support clean-up, repair and restoration efforts at impacted NYCHA Developments in Coney Island, Red Hook, the Rockaways, and the Lower East Side. While staff will be concentrated in the four key areas, some staff may also be deployed to other Hurricane Evacuation Zone A developments impacted by the storm. In order to support NYCHA recovery work, the following temporary staff are needed for the projects described below:

- 160 Caretakers to handle the cleaning, stripping and waxing of development floors damaged by salt water. Caretakers will also make light repairs and remove debris at affected developments.
- 30 Caretaker Supervisors responsible for providing day-to-day supervision for 180 Caretakers serving the impacted areas. Supervisors will also be responsible for performing quality assurance reviews of developments impacted by the storm.
- 180 Community Assistants/Community Service Aides to perform resident outreach work in the impacted areas. Responsibilities will include performing daily door-to-door outreach to residents and responding to resident inquiries onsite. Outreach workers will be responsible for connecting residents to disaster relief services and resources, including medical and mental health counseling; linking them to NYCHA Family Service staff for follow-up services, if appropriate; and coordinating with Property Management and

Community Operations staff with respect to disseminating timely information and gaining access to apartments for required hurricane-related repairs.

- 7 Community Associates to supervise 180 Community Outreach workers. Staff will be managed by the Brooklyn, Manhattan and Queens Borough offices of NYCHA's Community Operations unit and NYCHA's Family Services Department.

Staffing Needs & Budget

At NYS DOL's request, NYCHA has developed a budget for this initiative that includes job titles, wages and fringe. The current budget totals \$7,330,925 million and includes funding for 377 temporary workers.

Next Steps

To best target dislocated, displaced, and long-term unemployed NYCHA residents and other workers, NYCHA and SBS would like to conduct outreach and recruitment with a citywide reach, but will specifically target residents of the following areas: Far Rockaway, Coney Island, Red Hook, and the Lower East Side. The screening events hosted by NYCHA, SBS, and NYS DOL will be held in three of the target neighborhoods.

To reach New York City's long-term unemployed residents – 16,000 of which NYS DOL has identified as having construction, building, and maintenance experience – NYCHA and SBS plan to conduct outreach and recruitment through NYCHA's Office of Resident Economic Empowerment and Sustainability (REES), the City's Workforce1 system, and other job centers. NYCHA will host three events in operating Community Centers located nearby the impacted neighborhoods. NYCHA is planning to host these events in Red Hook, the Lower East Side and Far Rockaway. SBS has offered space at the Industrial and Manufacturing Workforce1 Center for follow-up recruitment activities after the initial three events have occurred. Outreach can begin as soon as Thursday, November 29th.

SBS and NYCHA will take the lead on conducting outreach to potential workers and clarify eligibility guidelines. SBS and NYS DOL staff will be on-site at each event to complete the initial pre-screening. NYCHA staff will complete the final hiring phase. Staff will be hired on a rolling basis over the next two months. Staff will be eligible to work for a period of 6 months and may earn up to \$12,000 each (including overtime).

During the week of November 26th, NYCHA and SBS will confirm the locations of all events and identify additional outreach opportunities. NYCHA will conduct outreach to NYCHA residents through citywide email distribution, targeted phone banking to residents in the impacted areas, outreach through NYCHA Resident Associations and Resident Leader networks, flyer distribution to Community Centers nearby impacted areas, and outreach to graduates from the NYCHA Resident Training Academy (NRTA). NYCHA expects to be able to source NYCHA resident referrals for the entry level cleaning and construction positions that meet NYS DOL criteria. SBS and NYS DOL will conduct outreach to workers who meet the qualifications for the more skilled positions through the Workforce1 and NYS DOL job center database which may also include NYCHA Residents.

Below are the proposed pre-screening event locations:

- **Brooklyn (Coney Island and Red Hook):** Due to the extent of damage in Coney Island, the first event targeting Coney Island and Red Hook residents will take place at Red Hook Houses East (Miccio) Community Center, located at 110 West 9th Street will be the site for the first event.
- **Queens (Rockaways):** The second event will take place at Hammel Houses Community Center located at 85-10 Rockaway Boulevard.
- **Manhattan (Lower East Side):** NYCHA is coordinating with its Community Operations Division to identify a Community Center that is in operation and can host the third event.

This initiative will provide essential support to NYCHA to continue delivering services to NYCHA residents and restore NYCHA developments and grounds in impacted areas.

EXHIBIT C
PROJECT BUDGET

NYCHA Department of Labor NEG Grant Proposal
Final Budget 4-11-13

NYCHA PERSONNEL	Number	DOL Cap	Rate	Per	Hourly Rate	Total
Operations (Technical Services)						
Community Service Aide (Caretakers)	161	\$12,000	\$ 26,843.00	Year (7hr work/day)	\$ 14.75	\$ 1,932,000
Caretaker Supervisors	30	\$12,000	\$ 32,935.00	Year (7hr work/day)	\$ 18.10	\$ 360,000
Operations (Family Services)						
Community Assistants	100	\$12,000	\$ 28,521.00	Year (7hr work/day)	\$ 15.67	\$ 1,200,000
Community Associates	20	\$12,000	\$ 33,421.00	Year (7hr work/day)	\$ 18.36	\$ 240,000
Community Operations						
Community Assistants	80	\$12,000	\$ 28,521.00	Year (7hr work/day)	\$ 15.67	\$ 960,000
Operations (Customer Contact Center)						
Emergency Services Aide	50	\$12,000	\$ 26,843.00	Year (7hr work/day)	\$ 14.75	\$ 600,000
Fringe (Seasonal)			17.400%			\$ 920,808
Operations (Family Services)						
Assistant Superintendents (on staff)*	10	\$30,000	\$ 60,000.00	Year (7hr work/day)	\$ 32.97	\$ 300,000
Fringe(Salary F/T)			42.500%			\$ 127,500
Sub-total (new hires)	441					\$ 6,640,308
OTPS						
NYCHA Administrative Services**						\$ 414,822
SBS Administrative Expenses**						\$ 50,000 REMOVED FROM BUDGET
Caretaker Uniform Allowance***						\$ 48,300
Supervisor Caretaker Uniform Allowance***						\$ 12,000
Community Assistants/Associates Uniform Allowance						\$ 12,600
Outreach Worker Supplies: Portfolios						\$ 1,464
Finger Printing Fee (\$91.9/person)						\$ 40,352
Drug Screening (\$45/person)						\$ 19,845
Personal Safety Equipment (191 Caretaker)						\$ 41,577
Neoprene Apron (\$8.35/person)						1,586.50
Neoprene Chaps (\$17.25/person)						3,277.50
Goggles or Safety Glasses (\$13.35/person)						2,576.50
Face Shield (\$6.48/person)						1,231.20
Foot Protection - Safety Shoes (\$65.00/person)						12,950.00
Shoe Studs (\$22.95/person)						4,360.50
Shoe Studs - Replacement (\$4.25/person)						807.50
Double Palm Leather Gloves (\$1.06/person)						205.20
Neoprene (Rubber) Gloves (\$1.25/person)						237.50
Forearm Protection (\$66.0/person)						12,654.00
Hard Hat (\$4.45/person)						845.50
Reflective Vest (\$6.67/person)						1,267.30
TOTAL					Final Budget	\$ 7,231,267

Note: Staff will be assigned to four high-need neighborhoods: Coney Island, Red Hook, the Rockaways, and the Lower East Side.
Staff may also be assigned to other Zone A developments in need of clean-up, repair, restoration and outreach efforts.

* Salary reimbursement for existing Assistant Superintendents covering a six month period

** Equals 7% administrative cost shared by NYCHA and SBS. \$50,000 has been removed from NYCHA budget.

***Caretaker uniform allowance equals 300/person and Supervisor Caretaker allowance equals 400/person

New York Housing Authority
S560 National Emergency Grant
Administrative Services Fee Allocation
Summary

Administrative Services Cost	406,542.19
Supplies Cost	2,249.81
Finger Printing & Drug Screening Cost	6,030.00
	<u>414,822.00</u>

New York Housing Authority
5560 National Emergency Grant
Administrative Services Fee Allocation

Department	Employee Names	% Allocation	Job description/ Assignment	Period
Budget	Thao Le	25%	A. Prepare reclassification journals to move charges into the correct accounts within the General Ledger. B. Process revisions to increase budget by department in accordance with the budget proposal. C. Monitor employees pay (participants/supervisors) are within the \$12,000 cap per employee. D. Prepare the financial backup for the monthly report to SBS.	Ongoing
Accounting	Bradlee Caray Salwa Hanna Connie Yan	3% 2% 10%	Prepare the request for billing, Reconcile billing to Actual and Monitor billed to budget amounts. Review the Request for Billing and monitor the receipt of payment Prepare monthly report to SBS	Ongoing Ongoing Ongoing
REES	Nikki Georges Clapp	20%	A. Primary NYCHA point person on 5 large-scale recruitment events to identify candidates for the NYCHA NEG positions in December 2012, duties included determining site locations, arranging for site visits with SBS staff, ensuring appropriate equipment and setup was arranged prior to the events, coordinated all marketing and outreach efforts, and staffing of all 5 events. B. Coordinated NYCHA logistics on additional recruitment activities for Workforce I events held in January 2013. C. Continue to liaise with internal and external partners (NYCHA Community Operations staff, NYCHA technology staff, Department of Small Business Services/WF1 staff, REES community partners) with ongoing hiring needs. D. Work closely with Human Resources to ensure that staffing goals are met. E. Work with REES Project Manager to create a referral protocol after NEG grant employment ends, including referrals to Workforce I and REES partners, when appropriate. F. Support REES Director on ongoing grants administration and other items as needed.	Ongoing
REES	Mary Barbano	10%	A. Assist with coordinating locations, equipment, marketing and staffing for five recruitment events with the assistance of the Assistant Director of Adult Education, Training, and Employment. B. Liaise with internal and external partners (NYCHA Community Operations staff, NYCHA technology staff, Department of Small Business Services/WF1 staff, REES community partners) on event logistics. C. Maintain updated lists of hiring outcomes for REES Director to report to Resident Leadership and NYCHA Central leadership. D. Build a referral protocol for residents and non-residents after NEG grant employment ends, including referrals to Workforce I and REES partners, when appropriate.	Ongoing
	Sideya Sherman	25%	A. Assist with coordinating locations, equipment, marketing and staffing for five recruitment events with the assistance of the Assistant Director of Adult Education, Training, and Employment. B. Liaise with internal and external partners (NYCHA Community Operations staff, NYCHA technology staff, Department of Small Business Services/WF1 staff, REES community partners) on event logistics. C. Maintain updated lists of hiring outcomes for REES Director to report to Resident Leadership and NYCHA Central leadership. D. Build a referral protocol for residents and non-residents after NEG grant employment ends, including referrals to Workforce I and REES partners, when appropriate.	Ongoing
OPPP	Paul Coppa	20%	A. Send monthly reminders of approaching NEG report deadlines to NYCHA staff from the Accounting & Fiscal Services Department, Brooklyn Community Operations, Department of Budget and Financial Planning, Human Resources Department, and the Office of the Vice President for Operations. B. Coordinate with NYCHA staff the submission of all required information to complete forms. This includes backup documents, as needed, to support the figures in the reports. C. Review the four (4) monthly NEG report forms to insure the required consistency and detail in the reports. Speak with NYCHA staff when needed to clarify issues and obtain additional information as needed. D. Visit the appropriate NYCHA departments to pick up signed, original copies of the relevant reports. E. Submit the reports to the New York City Office of Small Business Services ("SBS") for review and comment prior to final submission of the reports. F. Work with NYCHA staff, revise and/or supplement reports, as needed, per the comments of SBS. G. Hand deliver and/or email reports to SBS as a final report submission. H. Distribute by email final copies of all reports to pertinent NYCHA staff. I. Maintain NYCHA office files – electronic and hard copy – of all final reports.	Ongoing

Family Services	Patricia Maloney	95%	Planning, Coordination & Oversight of FSD Outreach Activities	From inception to 1/22/13
	Wanda Gilliam	30%	Planning, Coordination & Oversight of FSD Outreach Activities	From inception to 1/22/13
	Nora Reising Luzzaro	10%	Planning, Coordination & Oversight of FSD Outreach Activities	From inception to 1/22/13
	Jenny Roman	5%	Planning, Coordination & Oversight of FSD Outreach Activities	From inception to 2/22/13
	Damaris Bianchi	10%	Tracking of referrals & Outcomes/Reports	Ongoing
	Anita McDougald	80%	Assist with Coordination of Training of DOL staff	From inception to 2/22/13
	Andrine Curry	2%	Procurement	From inception to 2/22/13
	Elison Alexander	5%	Procurement/Budget Tracking	From inception to 2/22/13
	Modestine Rogers	10%	Day-to-day supervision of Manhattan/DOL staff assigned	From inception to 2/22/13
	Rodney Gwyn	30%	Supervision & Training of DOL staff	From inception to 2/22/13
	Sandra Bradley	20%	Supervision of Manhattan based DOL staff	From inception to 2/22/13
	Karen Patterson	25%	Day-to-day supervision of Brooklyn/DOL staff assigned	From inception to 2/22/13
	Jerry Agrizotti	50%	Supervision & Training of DOL staff	From inception to 2/22/13
Sonia Sarmento	25%	Day-to-day supervision of Queens/DOL staff assigned	From inception to 2/22/13	
Monray Whiteside	90%	Supervision & Training of DOL staff	From inception to 2/22/13	
Community Operations	Jenelle Mitchell	45%	Borough Director. Responsible for oversight of the program for Community Operations. Developed outreach program model, training modules and conducted training. Gather citywide statistics and report on outreach efforts. Work with various departments internally to execute program. Submit bi-weekly and monthly reports as required by SBS.	Ongoing
	Ukiah Bugith	30%	Borough Director. Responsible for oversight Manhattan Zone A Developments	Ongoing
	Connell Winsby	30%	Borough Director. Responsible for oversight of Queens Zone A developments	Ongoing
	Andre Cirio	50%	Deputy Director, Responsible for training and day to day operation of outreach activities in Brooklyn Zone A developments.	Ongoing
	Byron Cave	50%	Deputy Director, Responsible for training and day to day operation of outreach activities in Queens Zone A developments.	Ongoing
	Michael Cox	85%	Borough Administrator, directly responsible for the day to day oversight and supervision of the outreach workers in Queens	Ongoing
	Sara Nanton	30%	Borough Administrator, directly responsible for the day to day oversight of the outreach workers in Manhattan LES.	Ongoing
	Audra Palacio	35%	Borough Administrator, directly responsible for the day to day oversight of the outreach workers in Manhattan LES and Isaacs.	Ongoing
	Leroy Williams	5%	Deputy Director conducted administrative duties regarding DOL employment, assisted in gathering outreach materials and resources for Manhattan.	Ongoing
	Nykipatricia Wilson	10%	Borough Administrator, assist in gathering outreach materials and resources. Assisted in training.	Ongoing
	Jacqueline Howard	100%	Community Coordinator - Directly responsible for the day to day monitoring of the outreach workers in Manhattan.	As of March 26th, 2013
	Henry Gumbs		Supervisor of Caretakers. Provides coordination and delivery of supplies between BCO main office developments where work is taking place (Coney Island, Gowanus and Red Hook). Also provide transportation between Red Hook and Gowanus.	Ongoing
	Shanqua Sims-Brown	20%	Community Coordinator. Provides training and assessment of new hires on the survey tool.	Ongoing
	Beverly Butler	5%	Community Coordinator. Provides training and assessment of new hires on the survey tool.	Ongoing
	Edwin Pacheco JR	90%	Community Coordinator. Directly supervise the activities of the NEG-DOL temp workers in the Red Hook/Gowanus area. Liaison with various NYCHA Departments to assist temporary staff with achieving their goals.	Ongoing
	Sharon Harrison-Salley	90%	Directly supervise the activities of the NEG-DOL temp workers in the Coney Island area. Liaison with various NYCHA Departments to assist temporary staff with achieving their goals.	Ongoing
	Annette Hernandez	25%	Directly supervise the NYCHA staff that work with the NEG-DOL initiative. Assist in the gathering of outreach resource materials.	Ongoing
	Shelton Collins	5%	Provides technical and administrative assistance to temp workers in the Coney Island area.	Ongoing
Belinda McDowell	20%	Timekeeper for Outreach workers in Brooklyn.	Ongoing	
Evelyn Gardner Wright	20%	Timekeeper for Outreach workers in Manhattan.	Ongoing	
Jennifer Rainey	20%	Timekeeper for Outreach workers in Manhattan.	Ongoing	
Linda Weeks-Darby	35%	Timekeeper for Outreach workers in Queens	Ongoing	
Roseanne Pencachia	35%	Timekeeper for Outreach workers in Queens	Ongoing	

	Anthony, Raquel	50%	Interviewer	Ongoing
	Bethune, Patricia	50%	Scheduling/Data Entry	Ongoing
	Blandon Edna	50%	Clerical/Reception	Ongoing
	Cargill, Marilyn	25%	Manager/Reporting	Ongoing
	Chartoff, Harvey	50%	Coordinator/Supervisor	Ongoing
	Coley, Evum	50%	Interviewer	Ongoing
	Davis Ruby	50%	Clerical/Reception	Ongoing
	Ebohon, Nosa	50%	Interviewer	Ongoing
	Eisenberg Blaut, Simona	50%	Clerical/Reception	Ongoing
	Grant, Giendalyn	50%	Qualification Reviews/Interviewer	Ongoing
	Grisales, Gladys	50%	Clerical/Reception	Ongoing
	Iannozzo, Lawrence	25%	Coordinator/Supervisor	Ongoing
	Irizary-Doedo, Edith	50%	Interviewer/Recruiter	Ongoing
	Karrt, Frances	50%	Interviewer	Ongoing
Human Resources	Lawandy, Nagat	25%	Qualification Reviews	Ongoing
	Lloyd, Julia	50%	Clerical/Reception	Ongoing
	Montes, Juliet	25%	Administrator/Planning	Ongoing
	Olwea, Abiodun	50%	Interviewer	Ongoing
	Rodriguez, Juanita	50%	Interviewer	Ongoing
	Scharfstein, Tatyana	50%	Qualification Reviews/Interviewer	Ongoing
	Shrestha, Sharda	50%	Interviewer	Ongoing
	Walker, Kyle	75%	Interviewer/Data Entry	Ongoing
	Melba Roberson	25%	Supervisor/Timekeeping Final Actions	Ongoing
	Robin Jenkins	25%	Clerical/Timekeeping	Ongoing
	Denise Blansay	25%	Clerical/Timekeeping	Ongoing
	Dorothy Walter	25%	Clerical/Timekeeping	Ongoing
	Donna Lane	20%	Clerical/Data Entry	Ongoing
	Damaris Brito	10%	Review/Approve Timekeeping	Ongoing
	John Singh	15%	Monitor the funding of the employees in the program to not exceed the cap of \$12,000/6months. Also, provide monthly reports to SBS	Ongoing
Technical Services	Samantha McMillan	60%	Operations assigned City Service Aides (US Housing Preservation)and Custodians to work locations; issue uniforms/radios; liaise with Timekeeper with attendance issues, assist with personnel inquiries; communicate with Quality Assurance supervisors daily, process termination requests, collect and review weekly progress reports, track/monitor employee headcount of hires/terminations; prepares monthly NEG reports.	Ongoing
	Michelle Garberogho	54%	Handles timekeeping issues for DDL/Small Business Service City Service Aides (US Housing Preservation) and Custodians, process paylocks, pay suspensions; AWOLS, liaise with Operations on all timekeeping, pay check and administrative issues needing approval for action.	Ongoing

New York Housing Authority
S560 National Emergency Grant
Administrative Services Fee Allocation

Year	PP	Last_Name	First_Name	FT	Proportion	Funding	RC_No	Account	Prog_Phase	Project	Annual_Salary	Regular_Pay
2013	01	LE	THAO	1	100	GF01	5010000	4400100100	000000	000000	42354	1624.54
2013	02	LE	THAO	1	100	GF01	5010000	4400100100	000000	000000	42354	1624.54
2013	03	LE	THAO	1	100	GF01	5010000	4400100100	000000	000000	42354	1624.54
2013	04	LE	THAO	1	100	GF01	5010000	4400100100	000000	000000	42354	1624.54
2013	05	LE	THAO	1	100	GF01	5010000	4400100100	000000	000000	42354	1624.54
2013	06	LE	THAO	1	100	GF01	5010000	4400100100	000000	000000	42354	1624.54
2013	07	LE	THAO	1	100	GF01	5010000	4400100100	000000	000000	42354	1624.54

11,371.78
25%
2,842.95

2013	01	CAREY	BRADLEE	1	100	GF01	5022000	4400100100	000000	000000	44048	1689.51
2013	02	CAREY	BRADLEE	1	100	GF01	5022000	4400100100	000000	000000	44048	1689.51
2013	03	CAREY	BRADLEE	1	100	GF01	5022000	4400100100	000000	000000	44048	1689.51
2013	04	CAREY	BRADLEE	1	100	GF01	5022000	4400100100	000000	000000	44048	1689.51
2013	05	CAREY	BRADLEE	1	100	GF01	5022000	4400100100	000000	000000	44048	1689.51
2013	06	CAREY	BRADLEE	1	100	GF01	5022000	4400100100	000000	000000	44048	1689.51
2013	07	CAREY	BRADLEE	1	100	GF01	5022000	4400100100	000000	000000	44048	1689.51

11,826.57
5%
591.33

2013	01	HANNA	SALWA	1	100	GF01	5022000	4400100100	000000	000000	94339	3618.48
2013	02	HANNA	SALWA	1	100	GF01	5022000	4400100100	000000	000000	94339	3618.48
2013	03	HANNA	SALWA	1	100	GF01	5022000	4400100100	000000	000000	94339	3618.48
2013	04	HANNA	SALWA	1	100	GF01	5022000	4400100100	000000	000000	94339	3618.48
2013	05	HANNA	SALWA	1	100	GF01	5022000	4400100100	000000	000000	94339	3618.48
2013	06	HANNA	SALWA	1	100	GF01	5022000	4400100100	000000	000000	94339	3618.48
2013	07	HANNA	SALWA	1	100	GF01	5022000	4400100100	000000	000000	94339	3618.48

25329.36
2%
506.59

2013	01	YAN-LUI	CONNIE	1	100	GF01	5021000	4400100100	000000	000000	86207	3306.57
2013	02	YAN-LUI	CONNIE	1	100	GF01	5021000	4400100100	000000	000000	86207	3306.57
2013	03	YAN-LUI	CONNIE	1	100	GF01	5021000	4400100100	000000	000000	86207	3306.57
2013	04	YAN-LUI	CONNIE	1	100	GF01	5021000	4400100100	000000	000000	86207	3306.57
2013	05	YAN-LUI	CONNIE	1	100	GF01	5021000	4400100100	000000	000000	86207	3306.57
2013	06	YAN-LUI	CONNIE	1	100	GF01	5021000	4400100100	000000	000000	86207	3306.57
2013	07	YAN-LUI	CONNIE	1	100	GF01	5021000	4400100100	000000	000000	86207	3306.57

23145.99
10%
2,314.60

2013	01	SHERMAN	SIDEYA	1	100	GF01	6040000	4400100100	000000	000000	115000	4410.96
2013	02	SHERMAN	SIDEYA	1	100	GF01	6040000	4400100100	000000	000000	115000	4410.96
2013	03	SHERMAN	SIDEYA	1	100	GF01	6040000	4400100100	000000	000000	115000	4410.96
2013	04	SHERMAN	SIDEYA	1	100	GF01	6040000	4400100100	000000	000000	115000	4410.96
2013	05	SHERMAN	SIDEYA	1	100	GF01	6040000	4400100100	000000	000000	115000	4410.96
2013	06	SHERMAN	SIDEYA	1	100	GF01	6040000	4400100100	000000	000000	115000	4410.96
2013	07	SHERMAN	SIDEYA	1	100	GF01	6040000	4400100100	000000	000000	115000	4410.96

30,876.72
25%
7,719.18

2013	01	GEORGES-CLAPP	NIKKI	1	100	F024	6050000	4400100100	000000	000000	75000	2876.71
2013	02	GEORGES-CLAPP	NIKKI	1	100	F024	6050000	4400100100	000000	000000	75000	2876.71
2013	03	GEORGES-CLAPP	NIKKI	1	100	F024	6050000	4400100100	000000	000000	80000	3068.49
2013	04	GEORGES-CLAPP	NIKKI	1	100	F024	6050000	4400100100	000000	000000	80000	3068.49
2013	05	GEORGES-CLAPP	NIKKI	1	100	F024	6050000	4400100100	000000	000000	80000	3068.49
2013	06	GEORGES-CLAPP	NIKKI	1	100	F024	6050000	4400100100	000000	000000	80000	3068.49
2013	07	GEORGES-CLAPP	NIKKI	1	100	F024	6050000	4400100100	000000	000000	80000	3068.49

21,095.87
20%
4,219.17

2013	01	BAMBINO	MARY	1	100	GF01	6050000	4400100200	000000	000000	58000	2224.66
2013	02	BAMBINO	MARY	1	100	GF01	6050000	4400100200	000000	000000	58000	2224.66
2013	03	BAMBINO	MARY	1	100	GF01	6050000	4400100200	000000	000000	58000	2097.54
2013	04	BAMBINO	MARY	1	100	GF01	6050000	4400100200	000000	000000	58000	2224.66
2013	05	BAMBINO	MARY	1	100	GF01	6050000	4400100200	000000	000000	58000	1938.63
2013	06	BAMBINO	MARY	1	100	GF01	6050000	4400100200	000000	000000	58000	2224.66
2013	07	BAMBINO	MARY	1	100	GF01	6050000	4400100200	000000	000000	58000	2224.66

15,159.47
10%
1,515.95

2013	01	SINGH	JOHN	1	100	GF01	4210000	4400100100	000000	000000	90000	3452.05
2013	02	SINGH	JOHN	1	100	GF01	4210000	4400100100	000000	000000	90000	3452.05
2013	03	SINGH	JOHN	1	100	GF01	4210000	4400100100	000000	000000	90000	3452.05
2013	04	SINGH	JOHN	1	100	GF01	4210000	4400100100	000000	000000	90000	3452.05
2013	05	SINGH	JOHN	1	100	GF01	4210000	4400100100	000000	000000	90000	3452.05
2013	06	SINGH	JOHN	1	100	GF01	4210000	4400100100	000000	000000	90000	3452.05
2013	07	SINGH	JOHN	1	100	GF01	4210000	4400100100	000000	000000	90000	3452.05

24,164.35
15%
3,624.65

2013	01	MALONEY	PATRICIA	1	100	GF01	7230000	4400100100	000000	000000	93840	3599.34
2013	02	MALONEY	PATRICIA	1	100	GF01	7230000	4400100100	000000	000000	93840	3599.34
2013	03	MALONEY	PATRICIA	1	100	GF01	7230000	4400100100	000000	000000	93840	3599.34
2013	04	MALONEY	PATRICIA	1	100	GF01	7230000	4400100100	000000	000000	93840	3599.34
2013	05	MALONEY	PATRICIA	1	100	GF01	7230000	4400100100	000000	000000	93840	3599.34

15,939.93
90%
14,345.94

2013	01	GILLIAM	WANDA	1	100	GF01	7232000	4400100100	000000	000000	99007	3797.53
2013	02	GILLIAM	WANDA	1	100	GF01	7232000	4400100100	000000	000000	99007	3797.53
2013	03	GILLIAM	WANDA	1	100	GF01	7232000	4400100100	000000	000000	99007	3797.53
2013	04	GILLIAM	WANDA	1	100	GF01	7232000	4400100100	000000	000000	99007	3797.53
2013	05	GILLIAM	WANDA	1	100	GF01	7232000	4400100100	000000	000000	99007	3797.53

16,817.63
30%
5,045.29

2013	01	REISSIG-LAZZARO	NORA	1	100	GF01	7230000	4400100100	000000	000000	121642	4665.72
2013	02	REISSIG-LAZZARO	NORA	1	100	GF01	7230000	4400100100	000000	000000	121642	4665.72
2013	03	REISSIG-LAZZARO	NORA	1	100	GF01	7230000	4400100100	000000	000000	121642	4665.72
2013	04	REISSIG-LAZZARO	NORA	1	100	GF01	7230000	4400100100	000000	000000	121642	4665.72
2013	05	REISSIG-LAZZARO	NORA	1	100	GF01	7230000	4400100100	000000	000000	121642	4665.72

20,662.47
10%
2,066.25

2013	01	ROMAN	JENNY	1	100	GF01	3200000	4400100100	000000	000000	75741	2905.13
2013	02	ROMAN	JENNY	1	100	GF01	3200000	4400100100	000000	000000	75741	2905.13
2013	03	ROMAN	JENNY	1	100	GF01	3200000	4400100100	000000	000000	75741	2905.13
2013	04	ROMAN	JENNY	1	100	GF01	3200000	4400100100	000000	000000	75741	2905.13
2013	05	ROMAN	JENNY	1	100	GF01	3200000	4400100100	000000	000000	75741	2905.13

12,865.58
5%
643.28

2013	01	BIANCHI	DAMARIS	1	100	GF01	7230000	4400100200	000000	000000	58031	2225.85
2013	02	BIANCHI	DAMARIS	1	100	GF01	7230000	4400100200	000000	000000	58031	2225.85
2013	03	BIANCHI	DAMARIS	1	100	GF01	7230000	4400100200	000000	000000	58031	2225.85
2013	04	BIANCHI	DAMARIS	1	100	GF01	7230000	4400100200	000000	000000	58031	2225.85
2013	05	BIANCHI	DAMARIS	1	100	GF01	7230000	4400100200	000000	000000	58031	2225.85
2013	06	BIANCHI	DAMARIS	1	100	GF01	7230000	4400100200	000000	000000	58031	2225.85
2013	07	BIANCHI	DAMARIS	1	100	GF01	7230000	4400100200	000000	000000	58031	2225.85

15,580.95
10%
1,558.10

2013	01	MCDUGALD	ANITA	1	100	GF01	7230000	4400100100	000000	000000	46188	1771.59
2013	02	MCDUGALD	ANITA	1	100	GF01	7230000	4400100100	000000	000000	46188	1771.59
2013	03	MCDUGALD	ANITA	1	100	GF01	7230000	4400100100	000000	000000	46188	1771.59
2013	04	MCDUGALD	ANITA	1	100	GF01	7230000	4400100100	000000	000000	46188	1771.59
2013	05	MCDUGALD	ANITA	1	100	GF01	7230000	4400100100	000000	000000	46188	1771.59

7,845.61
80%
6,276.49

2013	01	CURRY	ANDRINE	1	100	GF01	7230000	4400100200	000000	000000	54707	2098.35
2013	02	CURRY	ANDRINE	1	100	GF01	7230000	4400100200	000000	000000	54707	2098.35
2013	03	CURRY	ANDRINE	1	100	GF01	7230000	4400100200	000000	000000	54707	2098.35
2013	04	CURRY	ANDRINE	1	100	GF01	7230000	4400100200	000000	000000	54707	2098.35
2013	05	CURRY	ANDRINE	1	100	GF01	7230000	4400100200	000000	000000	54707	2098.35

9,292.69
2%
185.85

2013	01	ALEXANDER	ELLISON	1	100	GF01	7230000	4400100100	000000	000000	88071	3378.07
2013	02	ALEXANDER	ELLISON	1	100	GF01	7230000	4400100100	000000	000000	88071	3378.07
2013	03	ALEXANDER	ELLISON	1	100	GF01	7230000	4400100100	000000	000000	88071	3378.07
2013	04	ALEXANDER	ELLISON	1	100	GF01	7230000	4400100100	000000	000000	88071	3378.07
2013	05	ALEXANDER	ELLISON	1	100	GF01	7230000	4400100100	000000	000000	88071	3378.07

14,960.02
5%
748.00

2013	01	ROGERS	MODESTINE	1	100	GF01	7231000	4400100100	000000	000000	78801	3022.5
2013	02	ROGERS	MODESTINE	1	100	GF01	7231000	4400100100	000000	000000	78801	3022.5
2013	03	ROGERS	MODESTINE	1	100	GF01	7231000	4400100100	000000	000000	78801	3022.5
2013	04	ROGERS	MODESTINE	1	100	GF01	7231000	4400100100	000000	000000	78801	3022.5
2013	05	ROGERS	MODESTINE	1	100	GF01	7231000	4400100100	000000	000000	78801	3022.5

13,385.36
10%
1,338.54

2013	01	GWYN	RODNEY	1	100	GF01	7231000	4400100200	000000	000000	64424	2471.06
2013	02	GWYN	RODNEY	1	100	GF01	7231000	4400100200	000000	000000	64424	2471.06
2013	03	GWYN	RODNEY	1	100	GF01	7231000	4400100200	000000	000000	64424	2471.06
2013	04	GWYN	RODNEY	1	100	GF01	7231000	4400100200	000000	000000	64424	2471.06
2013	05	GWYN	RODNEY	1	100	GF01	7231000	4400100200	000000	000000	64424	2471.06

10,943.27
30%
3,282.98

2013	01	BRADLEY	SANDRA	1	100	GF01	7231000	4400100200	000000	000000	49528	1,899.70
2013	02	BRADLEY	SANDRA	1	100	GF01	7231000	4400100200	000000	000000	49528	1,899.70
2013	03	BRADLEY	SANDRA	1	100	GF01	7231000	4400100200	000000	000000	49528	1,899.70
2013	04	BRADLEY	SANDRA	1	100	GF01	7231000	4400100200	000000	000000	49528	1,899.70
2013	05	BRADLEY	SANDRA	1	100	GF01	7231000	4400100200	000000	000000	49528	1,899.70

8,412.96
20%
1,682.59

2013	01	PATTERSON	KAREN	1	100	GF01	3200000	4400100100	000000	000000	80790	3098.79
2013	02	PATTERSON	KAREN	1	100	GF01	3200000	4400100100	000000	000000	80790	3098.79
2013	03	PATTERSON	KAREN	1	100	GF01	3200000	4400100100	000000	000000	80790	3098.79
2013	04	PATTERSON	KAREN	1	100	GF01	3200000	4400100100	000000	000000	80790	3098.79
2013	05	PATTERSON	KAREN	1	100	GF01	3200000	4400100100	000000	000000	80790	3098.79

13,723.21
25%
3,430.80

2013	01	AGRINZONI	JERRY	1	100	GF01	7232000	4400100200	000000	000000	64424	2471.06
2013	02	AGRINZONI	JERRY	1	100	GF01	7232000	4400100200	000000	000000	64424	2471.06
2013	03	AGRINZONI	JERRY	1	100	GF01	7232000	4400100200	000000	000000	64424	2471.06
2013	04	AGRINZONI	JERRY	1	100	GF01	7232000	4400100200	000000	000000	64424	2471.06
2013	05	AGRINZONI	JERRY	1	100	GF01	7232000	4400100200	000000	000000	64424	2471.06

10,943.27
50%
5,471.63

2013	01	SARMIENTO	SONIA	1	100	GF01	7234000	4400100100	000000	000000	75741	3195.64
2013	02	SARMIENTO	SONIA	1	100	GF01	7234000	4400100100	000000	000000	75741	2905.13
2013	03	SARMIENTO	SONIA	1	100	GF01	7234000	4400100100	000000	000000	75741	2905.13
2013	04	SARMIENTO	SONIA	1	100	GF01	7234000	4400100100	000000	000000	75741	2905.13
2013	05	SARMIENTO	SONIA	1	100	GF01	7234000	4400100100	000000	000000	75741	2905.13

13,156.09
25%
3,289.02

2013	01	WHITESIDE	MONRAY	1	100	GF01	7234000	4400100200	000000	000000	68559	2554.53
2013	02	WHITESIDE	MONRAY	1	100	GF01	7234000	4400100200	000000	000000	68559	2629.66
2013	03	WHITESIDE	MONRAY	1	100	GF01	7234000	4400100200	000000	000000	68559	2629.66
2013	04	WHITESIDE	MONRAY	1	100	GF01	7234000	4400100200	000000	000000	68559	2629.66
2013	05	WHITESIDE	MONRAY	1	100	GF01	7234000	4400100200	000000	000000	68559	2629.66

11,570.51
95%
10,991.98

2013	01	MITCHELL	JENELLE	1	100	GF01	7250000	4400100100	000000	000000	125001	4794.56
2013	02	MITCHELL	JENELLE	1	100	GF01	7250000	4400100100	000000	000000	125001	4794.56
2013	03	MITCHELL	JENELLE	1	100	GF01	7250000	4400100100	000000	000000	125001	4794.56
2013	04	MITCHELL	JENELLE	1	100	GF01	7250000	4400100100	000000	000000	125001	4794.56
2013	05	MITCHELL	JENELLE	1	100	GF01	7250000	4400100100	000000	000000	125001	4794.56
2013	06	MITCHELL	JENELLE	1	100	GF01	7250000	4400100100	000000	000000	125001	4794.56
2013	07	MITCHELL	JENELLE	1	100	GF01	7250000	4400100100	000000	000000	125001	4794.56

33,561.92

45%

15,102.86

2013	01	BUSGITH	UKAH	1	100	GF01	7240000	4400100100	000000	000000	113005	4334.44
2013	02	BUSGITH	UKAH	1	100	GF01	7240000	4400100100	000000	000000	113005	4334.44
2013	03	BUSGITH	UKAH	1	100	GF01	7240000	4400100100	000000	000000	113005	4334.44
2013	04	BUSGITH	UKAH	1	100	GF01	7240000	4400100100	000000	000000	113005	4334.44
2013	05	BUSGITH	UKAH	1	100	GF01	7240000	4400100100	000000	000000	113005	4334.44
2013	06	BUSGITH	UKAH	1	100	GF01	7240000	4400100100	000000	000000	113005	4334.44
2013	07	BUSGITH	UKAH	1	100	GF01	7240000	4400100100	000000	000000	113005	4334.44

30,341.08

30%

9,102.32

2013	01	WRISBY	CORNELL	1	100	GF01	7270000	4400100100	000000	000000	110000	4219.18
2013	02	WRISBY	CORNELL	1	100	GF01	7270000	4400100100	000000	000000	110000	4219.18
2013	03	WRISBY	CORNELL	1	100	GF01	7270000	4400100100	000000	000000	110000	4219.18
2013	04	WRISBY	CORNELL	1	100	GF01	7270000	4400100100	000000	000000	110000	4219.18
2013	05	WRISBY	CORNELL	1	100	GF01	7270000	4400100100	000000	000000	110000	4219.18
2013	06	WRISBY	CORNELL	1	100	GF01	7270000	4400100100	000000	000000	110000	4219.18
2013	07	WRISBY	CORNELL	1	100	GF01	7270000	4400100100	000000	000000	110000	4219.18

29,534.26

30%

8,860.28

2013	01	CIRILO	ANDRE	1	100	GF01	7250000	4400100100	000000	000000	90923	3487.46
2013	02	CIRILO	ANDRE	1	100	GF01	7250000	4400100100	000000	000000	90923	3487.46
2013	03	CIRILO	ANDRE	1	100	GF01	7250000	4400100100	000000	000000	90923	3487.46
2013	04	CIRILO	ANDRE	1	100	GF01	7250000	4400100100	000000	000000	90923	3487.46
2013	05	CIRILO	ANDRE	1	100	GF01	7250000	4400100100	000000	000000	90923	3487.46
2013	06	CIRILO	ANDRE	1	100	GF01	7250000	4400100100	000000	000000	90923	3487.46
2013	07	CIRILO	ANDRE	1	100	GF01	7250000	4400100100	000000	000000	90923	3487.46

24,412.22

50%

12,206.11

2013	01	CAVE	BYRON	1	100	GF01	7270000	4400100100	000000	000000	91786	3520.56
2013	02	CAVE	BYRON	1	100	GF01	7270000	4400100100	000000	000000	91786	3520.56
2013	03	CAVE	BYRON	1	100	GF01	7270000	4400100100	000000	000000	91786	3520.56
2013	04	CAVE	BYRON	1	100	GF01	7270000	4400100100	000000	000000	91786	3520.56
2013	05	CAVE	BYRON	1	100	GF01	7270000	4400100100	000000	000000	91786	3520.56
2013	06	CAVE	BYRON	1	100	GF01	7270000	4400100100	000000	000000	91786	3520.56
2013	07	CAVE	BYRON	1	100	GF01	7270000	4400100100	000000	000000	91786	3520.56

24,643.92

50%

12,321.96

2013	01	COX	MICHAEL	1	100	GF01	7270000	4400100200	000000	000000	64941	2490.89
2013	02	COX	MICHAEL	1	100	GF01	7270000	4400100200	000000	000000	64941	2490.89
2013	03	COX	MICHAEL	1	100	GF01	7270000	4400100200	000000	000000	64941	2490.89
2013	04	COX	MICHAEL	1	100	GF01	7270000	4400100200	000000	000000	64941	2490.89
2013	05	COX	MICHAEL	1	100	GF01	7270000	4400100200	000000	000000	64941	2490.89
2013	06	COX	MICHAEL	1	100	GF01	7270000	4400100200	000000	000000	64941	2490.89
2013	07	COX	MICHAEL	1	100	GF01	7270000	4400100200	000000	000000	64941	2490.89

17,436.23

85%

14,820.80

2013	01	NANTON	SARA	1	100	GF01	7240000	4400100100	000000	000000	67889	2603.96
2013	02	NANTON	SARA	1	100	GF01	7240000	4400100100	000000	000000	67889	2603.96
2013	03	NANTON	SARA	1	100	GF01	7240000	4400100100	000000	000000	67889	2603.96
2013	04	NANTON	SARA	1	100	GF01	7240000	4400100100	000000	000000	67889	2603.96
2013	05	NANTON	SARA	1	100	GF01	7240000	4400100100	000000	000000	67889	2603.96
2013	06	NANTON	SARA	1	100	GF01	7240000	4400100100	000000	000000	67889	2603.96
2013	07	NANTON	SARA	1	100	GF01	7240000	4400100100	000000	000000	67889	2603.96

18,227.72

30%

5,468.32

2013	01	PALACIO	AUDRA	1	100	GF01	7240000	4400100100	000000	000000	65000	2493.15
2013	02	PALACIO	AUDRA	1	100	GF01	7240000	4400100100	000000	000000	65000	2493.15
2013	03	PALACIO	AUDRA	1	100	GF01	7240000	4400100100	000000	000000	65000	2493.15
2013	04	PALACIO	AUDRA	1	100	GF01	7240000	4400100100	000000	000000	65000	2493.15
2013	05	PALACIO	AUDRA	1	100	GF01	7240000	4400100100	000000	000000	65000	2493.15
2013	06	PALACIO	AUDRA	1	100	GF01	7240000	4400100100	000000	000000	65000	2493.15
2013	07	PALACIO	AUDRA	1	100	GF01	7240000	4400100100	000000	000000	65000	2493.15

17,452.05
35%
6,108.22

2013	01	WILLIAMS	LEROY	1	100	GF01	7240000	4400100100	000000	000000	90923	3487.46
2013	02	WILLIAMS	LEROY	1	100	GF01	7240000	4400100100	000000	000000	90923	3487.46
2013	03	WILLIAMS	LEROY	1	100	GF01	7240000	4400100100	000000	000000	90923	3487.46
2013	04	WILLIAMS	LEROY	1	100	GF01	7240000	4400100100	000000	000000	90923	3487.46
2013	05	WILLIAMS	LEROY	1	100	GF01	7240000	4400100100	000000	000000	90923	3487.46
2013	06	WILLIAMS	LEROY	1	100	GF01	7240000	4400100100	000000	000000	90923	3487.46
2013	07	WILLIAMS	LEROY	1	100	GF01	7240000	4400100100	000000	000000	90923	3487.46

24,412.22
5%
1,220.61

2013	01	WILSON	NYKIPATRICIA	1	100	GF01	7270000	4400100100	000000	000000	78091	2995.27
2013	02	WILSON	NYKIPATRICIA	1	100	GF01	7270000	4400100100	000000	000000	78091	2995.27
2013	03	WILSON	NYKIPATRICIA	1	100	GF01	7270000	4400100100	000000	000000	78091	2995.27
2013	04	WILSON	NYKIPATRICIA	1	100	GF01	7270000	4400100100	000000	000000	78091	2995.27
2013	05	WILSON	NYKIPATRICIA	1	100	GF01	7270000	4400100100	000000	000000	78091	2995.27
2013	06	WILSON	NYKIPATRICIA	1	100	GF01	7270000	4400100100	000000	000000	78091	2995.27
2013	07	WILSON	NYKIPATRICIA	1	100	GF01	7270000	4400100100	000000	000000	78091	2995.27

20,966.89
15%
3,145.03

2013	07	HOWARD	JACQUELINE	1	100	GF01	M200900	4400100200	000000	000000	65889	2527.25
------	----	--------	------------	---	-----	------	---------	------------	--------	--------	-------	---------

722.07
100%
722.07

2013	01	GUMBS	HENRY	1	100	GF01	7250000	4400100400	000000	000000	55183	2116.61
2013	02	GUMBS	HENRY	1	100	GF01	7250000	4400100400	000000	000000	55183	2116.61
2013	03	GUMBS	HENRY	1	100	GF01	7250000	4400100400	000000	000000	55183	2116.61
2013	04	GUMBS	HENRY	1	100	GF01	7250000	4400100400	000000	000000	55183	2116.61
2013	05	GUMBS	HENRY	1	100	GF01	7250000	4400100400	000000	000000	55183	2116.61
2013	06	GUMBS	HENRY	1	100	GF01	7250000	4400100400	000000	000000	55183	2116.61
2013	07	GUMBS	HENRY	1	100	GF01	7250000	4400100400	000000	000000	55183	2116.61

14,816.27
20%
2,963.25

2013	01	SIMS-BROWN	SHANQUA	1	100	GF01	K219400	4400100200	000000	000000	52457	2012.05
2013	02	SIMS-BROWN	SHANQUA	1	100	GF01	K219400	4400100200	000000	000000	52457	2012.05
2013	03	SIMS-BROWN	SHANQUA	1	100	GF01	K219400	4400100200	000000	000000	52457	2012.05
2013	04	SIMS-BROWN	SHANQUA	1	100	GF01	K219400	4400100200	000000	000000	52457	2012.05
2013	05	SIMS-BROWN	SHANQUA	1	100	GF01	K219400	4400100200	000000	000000	52457	2012.05
2013	06	SIMS-BROWN	SHANQUA	1	100	GF01	K219400	4400100200	000000	000000	52457	2012.05
2013	07	SIMS-BROWN	SHANQUA	1	100	GF01	K219400	4400100200	000000	000000	52457	2012.05

14,084.35
5%
704.22

2013	01	BUTLER	BEVERLY	1	100	GF01	K204600	4400100200	000000	000000	52457	2012.05
2013	02	BUTLER	BEVERLY	1	100	GF01	K204600	4400100200	000000	000000	52457	2012.05
2013	03	BUTLER	BEVERLY	1	100	GF01	K204600	4400100200	000000	000000	52457	2012.05
2013	04	BUTLER	BEVERLY	1	100	GF01	K204600	4400100200	000000	000000	52457	2012.05
2013	05	BUTLER	BEVERLY	1	100	GF01	K204600	4400100200	000000	000000	52457	2012.05
2013	06	BUTLER	BEVERLY	1	100	GF01	K204600	4400100200	000000	000000	52457	2012.05
2013	07	BUTLER	BEVERLY	1	100	GF01	K204600	4400100200	000000	000000	52457	2012.05

14,084.35
5%
704.22

2013	01	PACHECO JR	EDWIN	1	100	GF01	K212800	4400100200	000000	000000	45615	1749.62
2013	02	PACHECO JR	EDWIN	1	100	GF01	K212800	4400100200	000000	000000	45615	1749.62
2013	03	PACHECO JR	EDWIN	1	100	GF01	K212800	4400100200	000000	000000	45615	1749.62
2013	04	PACHECO JR	EDWIN	1	100	GF01	K212800	4400100200	000000	000000	45615	1749.62
2013	05	PACHECO JR	EDWIN	1	100	GF01	K212800	4400100200	000000	000000	45615	1749.62
2013	06	PACHECO JR	EDWIN	1	100	GF01	K212800	4400100200	000000	000000	45615	1749.62
2013	07	PACHECO JR	EDWIN	1	100	GF01	K212800	4400100200	000000	000000	45615	1749.62

12,247.34
90%
11,022.61

2013	01	HARRISON-SALLEY	SHARON	1	100	GF01	K216600	4400100200	000000	000000	31534	1209.52
2013	02	HARRISON-SALLEY	SHARON	1	100	GF01	K216600	4400100200	000000	000000	31534	1209.52
2013	03	HARRISON-SALLEY	SHARON	1	100	GF01	K216600	4400100200	000000	000000	31534	1209.52
2013	04	HARRISON-SALLEY	SHARON	1	100	GF01	K216600	4400100200	000000	000000	31534	1209.52
2013	05	HARRISON-SALLEY	SHARON	1	100	GF01	K216600	4400100200	000000	000000	31534	1209.52
2013	06	HARRISON-SALLEY	SHARON	1	100	GF01	K216600	4400100200	000000	000000	31534	1209.52
2013	07	HARRISON-SALLEY	SHARON	1	100	GF01	K216600	4400100200	000000	000000	31534	1209.52

8,466.64
90%
7,619.98

2013	01	HERNANDEZ	ANNETTE	1	100	GF01	7250000	4400100100	000000	000000	67752	2598.71
2013	02	HERNANDEZ	ANNETTE	1	100	GF01	7250000	4400100100	000000	000000	67752	2598.71
2013	03	HERNANDEZ	ANNETTE	1	100	GF01	7250000	4400100100	000000	000000	67752	2598.71
2013	04	HERNANDEZ	ANNETTE	1	100	GF01	7250000	4400100100	000000	000000	67752	2598.71
2013	05	HERNANDEZ	ANNETTE	1	100	GF01	7250000	4400100100	000000	000000	67752	2598.71
2013	06	HERNANDEZ	ANNETTE	1	100	GF01	7250000	4400100100	000000	000000	67752	2598.71
2013	07	HERNANDEZ	ANNETTE	1	100	GF01	7250000	4400100100	000000	000000	67752	2598.71

18,190.97
25%
4,547.74

2013	01	COLLINS	SHELTON	1	100	GF01	K206100	4400100200	000000	000000	52604	2017.69
2013	02	COLLINS	SHELTON	1	100	GF01	K206100	4400100200	000000	000000	52604	2017.69
2013	03	COLLINS	SHELTON	1	100	GF01	K206100	4400100200	000000	000000	52604	2017.69
2013	04	COLLINS	SHELTON	1	100	GF01	K206100	4400100200	000000	000000	52604	2017.69
2013	05	COLLINS	SHELTON	1	100	GF01	K206100	4400100200	000000	000000	52604	2017.69
2013	06	COLLINS	SHELTON	1	100	GF01	K206100	4400100200	000000	000000	52604	2017.69
2013	07	COLLINS	SHELTON	1	100	GF01	K206100	4400100200	000000	000000	52604	2017.69

14,123.83
5%
706.19

2013	01	MCDOWELL	BELINDA	1	100	GF01	7250000	4400100100	000000	000000	45292	1737.23
2013	02	MCDOWELL	BELINDA	1	100	GF01	7250000	4400100100	000000	000000	45292	1737.23
2013	03	MCDOWELL	BELINDA	1	100	GF01	7250000	4400100100	000000	000000	45292	1737.23
2013	04	MCDOWELL	BELINDA	1	100	GF01	7250000	4400100100	000000	000000	45292	1737.23
2013	05	MCDOWELL	BELINDA	1	100	GF01	7250000	4400100100	000000	000000	45292	1737.23
2013	06	MCDOWELL	BELINDA	1	100	GF01	7250000	4400100100	000000	000000	45292	1737.23
2013	07	MCDOWELL	BELINDA	1	100	GF01	7250000	4400100100	000000	000000	45292	1737.23

12,160.61
20%
2,432.12

2013	01	GARDNER-WRIGHT	EVELYN	1	100	GF01	7240000	4400100100	000000	000000	51628	1980.25
2013	02	GARDNER-WRIGHT	EVELYN	1	100	GF01	7240000	4400100100	000000	000000	51628	1980.25
2013	03	GARDNER-WRIGHT	EVELYN	1	100	GF01	7240000	4400100100	000000	000000	51628	1980.25
2013	04	GARDNER-WRIGHT	EVELYN	1	100	GF01	7240000	4400100100	000000	000000	51628	1980.25
2013	05	GARDNER-WRIGHT	EVELYN	1	100	GF01	7240000	4400100100	000000	000000	51628	1980.25
2013	06	GARDNER-WRIGHT	EVELYN	1	100	GF01	7240000	4400100100	000000	000000	51628	1980.25
2013	07	GARDNER-WRIGHT	EVELYN	1	100	GF01	7240000	4400100100	000000	000000	51628	1980.25

13,861.75
20%
2,772.35

2013	01	RAINEY	JENNIFER	1	100	GF01	7240000	4400100100	000000	000000	38801	1488.26
2013	02	RAINEY	JENNIFER	1	100	GF01	7240000	4400100100	000000	000000	38801	1488.26
2013	03	RAINEY	JENNIFER	1	100	GF01	7240000	4400100100	000000	000000	38801	1488.26
2013	04	RAINEY	JENNIFER	1	100	GF01	7240000	4400100100	000000	000000	38801	1488.26
2013	05	RAINEY	JENNIFER	1	100	GF01	7240000	4400100100	000000	000000	38801	1488.26
2013	06	RAINEY	JENNIFER	1	100	GF01	7240000	4400100100	000000	000000	38801	1488.26
2013	07	RAINEY	JENNIFER	1	100	GF01	7240000	4400100100	000000	000000	38801	1488.26

10,417.82
20%
2,083.56

2013	01	WEEKS-DARBY	LINDA	1	100	GF01	7270000	4400100100	000000	000000	46319	1776.62
2013	02	WEEKS-DARBY	LINDA	1	100	GF01	7270000	4400100100	000000	000000	46319	1776.62
2013	03	WEEKS-DARBY	LINDA	1	100	GF01	7270000	4400100100	000000	000000	46319	1776.62
2013	04	WEEKS-DARBY	LINDA	1	100	GF01	7270000	4400100100	000000	000000	46319	1776.62
2013	05	WEEKS-DARBY	LINDA	1	100	GF01	7270000	4400100100	000000	000000	46319	1776.62
2013	06	WEEKS-DARBY	LINDA	1	100	GF01	7270000	4400100100	000000	000000	46319	1776.62
2013	07	WEEKS-DARBY	LINDA	1	100	GF01	7270000	4400100100	000000	000000	46319	1776.62
12,436.34												
35%												
<u>4,352.72</u>												

2013	01	PENNACCHIA	ROSEANN	1	100	GF01	7270000	4400100100	000000	000000	35285	1353.4
2013	02	PENNACCHIA	ROSEANN	1	100	GF01	7270000	4400100100	000000	000000	35285	1353.4
2013	03	PENNACCHIA	ROSEANN	1	100	GF01	7270000	4400100100	000000	000000	35285	1353.4
2013	04	PENNACCHIA	ROSEANN	1	100	GF01	7270000	4400100100	000000	000000	35285	1353.4
2013	05	PENNACCHIA	ROSEANN	1	100	GF01	7270000	4400100100	000000	000000	35285	1353.4
2013	06	PENNACCHIA	ROSEANN	1	100	GF01	7270000	4400100100	000000	000000	35285	1353.4
2013	07	PENNACCHIA	ROSEANN	1	100	GF01	7270000	4400100100	000000	000000	35285	1353.4
9,473.80												
35%												
<u>3,315.83</u>												

2013	01	ANTHONY	RAQUEL	1	100	GF01	4210000	4400100100	000000	000000	62720	2405.7
2013	02	ANTHONY	RAQUEL	1	100	GF01	4210000	4400100100	000000	000000	62720	2405.7
2013	03	ANTHONY	RAQUEL	1	100	GF01	4210000	4400100100	000000	000000	62720	2405.7
2013	04	ANTHONY	RAQUEL	1	100	GF01	4210000	4400100100	000000	000000	62720	2405.7
2013	05	ANTHONY	RAQUEL	1	100	GF01	4210000	4400100100	000000	000000	62720	2405.7
2013	06	ANTHONY	RAQUEL	1	100	GF01	4210000	4400100100	000000	000000	62720	2405.7
2013	07	ANTHONY	RAQUEL	1	100	GF01	4210000	4400100100	000000	000000	62720	2405.7
16,839.90												
50%												
<u>8,419.95</u>												

2013	01	BETHUNE	PATRICIA	1	100	GF01	4210000	4400100100	000000	000000	39785	1526
2013	02	BETHUNE	PATRICIA	1	100	GF01	4210000	4400100100	000000	000000	39785	1526
2013	03	BETHUNE	PATRICIA	1	100	GF01	4210000	4400100100	000000	000000	39785	1526
2013	04	BETHUNE	PATRICIA	1	100	GF01	4210000	4400100100	000000	000000	39785	1526
2013	05	BETHUNE	PATRICIA	1	100	GF01	4210000	4400100100	000000	000000	39785	1526
2013	06	BETHUNE	PATRICIA	1	100	GF01	4210000	4400100100	000000	000000	39785	1526
2013	07	BETHUNE	PATRICIA	1	100	GF01	4210000	4400100100	000000	000000	39785	1526
10,682.00												
50%												
<u>5,341.00</u>												

2013	01	BLANDON	EDNA	1	100	GF01	4210000	4400100100	000000	000000	38801	1488.26
2013	02	BLANDON	EDNA	1	100	GF01	4210000	4400100100	000000	000000	38801	1488.26
2013	03	BLANDON	EDNA	1	100	GF01	4210000	4400100100	000000	000000	38801	1488.26
2013	04	BLANDON	EDNA	1	100	GF01	4210000	4400100100	000000	000000	38801	1488.26
2013	05	BLANDON	EDNA	1	100	GF01	4210000	4400100100	000000	000000	38801	1488.26
2013	06	BLANDON	EDNA	1	100	GF01	4210000	4400100100	000000	000000	38801	1488.26
2013	07	BLANDON	EDNA	1	100	GF01	4210000	4400100100	000000	000000	38801	1488.26
10,417.82												
50%												
<u>5,208.91</u>												

2013	01	CARGILL	MARILYN	1	100	GF01	4210000	4400100100	000000	000000	94585	3627.92
2013	02	CARGILL	MARILYN	1	100	GF01	4210000	4400100100	000000	000000	94585	3627.92
2013	03	CARGILL	MARILYN	1	100	GF01	4210000	4400100100	000000	000000	94585	3627.92
2013	04	CARGILL	MARILYN	1	100	GF01	4210000	4400100100	000000	000000	94585	3627.92
2013	05	CARGILL	MARILYN	1	100	GF01	4210000	4400100100	000000	000000	94585	3627.92
2013	06	CARGILL	MARILYN	1	100	GF01	4210000	4400100100	000000	000000	94585	3627.92
2013	07	CARGILL	MARILYN	1	100	GF01	4210000	4400100100	000000	000000	94585	3627.92
25,395.44												
25%												
<u>6,348.86</u>												

2013	01	CHAITOFF	HARVEY	1	100	GF01	4210000	4400100100	000000	000000	85587	3282.79
2013	02	CHAITOFF	HARVEY	1	100	GF01	4210000	4400100100	000000	000000	85587	3282.79
2013	03	CHAITOFF	HARVEY	1	100	GF01	4210000	4400100100	000000	000000	85587	3282.79
2013	04	CHAITOFF	HARVEY	1	100	GF01	4210000	4400100100	000000	000000	85587	3282.79
2013	05	CHAITOFF	HARVEY	1	100	GF01	4210000	4400100100	000000	000000	85587	3282.79
2013	06	CHAITOFF	HARVEY	1	100	GF01	4210000	4400100100	000000	000000	85587	3282.79
2013	07	CHAITOFF	HARVEY	1	100	GF01	4210000	4400100100	000000	000000	85587	3282.79
22,979.53												
50%												
<u>11,489.77</u>												

2013	01	COLEY	EXUM	1	100	GF01	4210000	4400100100	000000	000000	73735	2828.19
2013	02	COLEY	EXUM	1	100	GF01	4210000	4400100100	000000	000000	73735	2828.19
2013	03	COLEY	EXUM	1	100	GF01	4210000	4400100100	000000	000000	73735	2828.19
2013	04	COLEY	EXUM	1	100	GF01	4210000	4400100100	000000	000000	73735	2828.19
2013	05	COLEY	EXUM	1	100	GF01	4210000	4400100100	000000	000000	73735	2807.99
2013	06	COLEY	EXUM	1	100	GF01	4210000	4400100100	000000	000000	73735	2828.19
2013	07	COLEY	EXUM	1	100	GF01	4210000	4400100100	000000	000000	73735	2828.19
19,777.13												
50%												
9,888.57												

2013	01	DAVIS	RUBY	1	100	GF01	4210000	4400100100	000000	000000	47492	1821.61
2013	02	DAVIS	RUBY	1	100	GF01	4210000	4400100100	000000	000000	47492	1821.61
2013	03	DAVIS	RUBY	1	100	GF01	4210000	4400100100	000000	000000	47492	1821.61
2013	04	DAVIS	RUBY	1	100	GF01	4210000	4400100100	000000	000000	47492	1821.61
2013	05	DAVIS	RUBY	1	100	GF01	4210000	4400100100	000000	000000	47492	1821.61
2013	06	DAVIS	RUBY	1	100	GF01	4210000	4400100100	000000	000000	47492	1821.61
2013	07	DAVIS	RUBY	1	100	GF01	4210000	4400100100	000000	000000	47492	1821.61
12,751.27												
50%												
6,375.64												

2013	01	EBOHON	NOSAKHARE	1	100	GF01	4210000	4400100100	000000	000000	64909	2489.66
2013	02	EBOHON	NOSAKHARE	1	100	GF01	4210000	4400100100	000000	000000	64909	2489.66
2013	03	EBOHON	NOSAKHARE	1	100	GF01	4210000	4400100100	000000	000000	64909	2489.66
2013	04	EBOHON	NOSAKHARE	1	100	GF01	4210000	4400100100	000000	000000	64909	2489.66
2013	05	EBOHON	NOSAKHARE	1	100	GF01	4210000	4400100100	000000	000000	64909	2489.66
2013	06	EBOHON	NOSAKHARE	1	100	GF01	4210000	4400100100	000000	000000	64909	2489.66
2013	07	EBOHON	NOSAKHARE	1	100	GF01	4210000	4400100100	000000	000000	64909	2489.66
17,427.62												
50%												
8,713.81												

2013	01	EISENBERG-BLAUT	SIMONE	1	100	GF01	4210000	4400100100	000000	000000	38801	1488.26
2013	02	EISENBERG-BLAUT	SIMONE	1	100	GF01	4210000	4400100100	000000	000000	38801	1488.26
2013	03	EISENBERG-BLAUT	SIMONE	1	100	GF01	4210000	4400100100	000000	000000	38801	1488.26
2013	04	EISENBERG-BLAUT	SIMONE	1	100	GF01	4210000	4400100100	000000	000000	38801	1488.26
2013	05	EISENBERG-BLAUT	SIMONE	1	100	GF01	4210000	4400100100	000000	000000	38801	1488.26
2013	06	EISENBERG-BLAUT	SIMONE	1	100	GF01	4210000	4400100100	000000	000000	38801	1488.26
2013	07	EISENBERG-BLAUT	SIMONE	1	100	GF01	4210000	4400100100	000000	000000	38801	1488.26
10,417.82												
50%												
5,208.91												

2013	01	GRANT	GLENDALYN	1	100	GF01	4210000	4400100500	000000	000000	53812	2064.02
2013	02	GRANT	GLENDALYN	1	100	GF01	4210000	4400100500	000000	000000	53812	2064.02
2013	03	GRANT	GLENDALYN	1	100	GF01	4210000	4400100500	000000	000000	53812	2064.02
2013	04	GRANT	GLENDALYN	1	100	GF01	4210000	4400100500	000000	000000	53812	2064.02
2013	05	GRANT	GLENDALYN	1	100	GF01	4210000	4400100500	000000	000000	53812	2064.02
2013	06	GRANT	GLENDALYN	1	100	GF01	4210000	4400100500	000000	000000	53812	2064.02
2013	07	GRANT	GLENDALYN	1	100	GF01	4210000	4400100500	000000	000000	53812	2064.02
14,448.14												
50%												
7,224.07												

2013	01	GRISALES	GLADYS	1	100	GF01	4210000	4400100100	000000	000000	38801	1488.26
2013	02	GRISALES	GLADYS	1	100	GF01	4210000	4400100100	000000	000000	38801	1488.26
2013	03	GRISALES	GLADYS	1	100	GF01	4210000	4400100100	000000	000000	38801	1488.26
2013	04	GRISALES	GLADYS	1	100	GF01	4210000	4400100100	000000	000000	38801	1488.26
2013	05	GRISALES	GLADYS	1	100	GF01	4210000	4400100100	000000	000000	38801	1488.26
2013	06	GRISALES	GLADYS	1	100	GF01	4210000	4400100100	000000	000000	38801	1488.26
2013	07	GRISALES	GLADYS	1	100	GF01	4210000	4400100100	000000	000000	38801	1488.26
10,417.82												
50%												
5,208.91												

2013	01	IANNOZZO	LAWRENCE	1	100	GF01	4210000	4400100100	000000	000000	86249	3308.18
2013	02	IANNOZZO	LAWRENCE	1	100	GF01	4210000	4400100100	000000	000000	86249	3308.18
2013	03	IANNOZZO	LAWRENCE	1	100	GF01	4210000	4400100100	000000	000000	86249	3308.18
2013	04	IANNOZZO	LAWRENCE	1	100	GF01	4210000	4400100100	000000	000000	86249	3308.18
2013	05	IANNOZZO	LAWRENCE	1	100	GF01	4210000	4400100100	000000	000000	86249	3308.18
2013	06	IANNOZZO	LAWRENCE	1	100	GF01	4210000	4400100100	000000	000000	86249	3308.18
2013	07	IANNOZZO	LAWRENCE	1	100	GF01	4210000	4400100100	000000	000000	86249	3308.18
23,157.26												
25%												
5,789.32												

2013	01	IRIZARRY-OVIEDO	EDITH	1	100	GF01	4210000	4400100100	000000	000000	68466	2626.09
2013	02	IRIZARRY-OVIEDO	EDITH	1	100	GF01	4210000	4400100100	000000	000000	68466	2626.09
2013	03	IRIZARRY-OVIEDO	EDITH	1	100	GF01	4210000	4400100100	000000	000000	68466	2626.09
2013	04	IRIZARRY-OVIEDO	EDITH	1	100	GF01	4210000	4400100100	000000	000000	68466	2626.09
2013	05	IRIZARRY-OVIEDO	EDITH	1	100	GF01	4210000	4400100100	000000	000000	68466	2626.09
2013	06	IRIZARRY-OVIEDO	EDITH	1	100	GF01	4210000	4400100100	000000	000000	68466	2626.09
2013	07	IRIZARRY-OVIEDO	EDITH	1	100	GF01	4210000	4400100100	000000	000000	68466	2626.09

18,382.63

50%

9,191.32

2013	01	KARST	FRANCES	1	100	GF01	4210000	4400100100	000000	000000	61092	2343.25
2013	02	KARST	FRANCES	1	100	GF01	4210000	4400100100	000000	000000	61092	2343.25
2013	03	KARST	FRANCES	1	100	GF01	4210000	4400100100	000000	000000	61092	2343.25
2013	04	KARST	FRANCES	1	100	GF01	4210000	4400100100	000000	000000	61092	2343.25
2013	05	KARST	FRANCES	1	100	GF01	4210000	4400100100	000000	000000	61092	2343.25
2013	06	KARST	FRANCES	1	100	GF01	4210000	4400100100	000000	000000	61092	2108.92
2013	07	KARST	FRANCES	1	100	GF01	4210000	4400100100	000000	000000	61092	2343.25

16,168.42

50%

8,084.21

2013	01	LAWANDY	NAGAT	1	100	GF01	4210000	4400100100	000000	000000	78919	3027.03
2013	02	LAWANDY	NAGAT	1	100	GF01	4210000	4400100100	000000	000000	78919	3027.03
2013	03	LAWANDY	NAGAT	1	100	GF01	4210000	4400100100	000000	000000	78919	3027.03
2013	04	LAWANDY	NAGAT	1	100	GF01	4210000	4400100100	000000	000000	78919	3027.03
2013	05	LAWANDY	NAGAT	1	100	GF01	4210000	4400100100	000000	000000	78919	3027.03
2013	06	LAWANDY	NAGAT	1	100	GF01	4210000	4400100100	000000	000000	78919	3027.03
2013	07	LAWANDY	NAGAT	1	100	GF01	4210000	4400100100	000000	000000	78919	3027.03

21,189.21

25%

5,297.30

2013	01	LLOYD	JULIA	1	100	GF01	4210000	4400100100	000000	000000	35317	1354.62
2013	02	LLOYD	JULIA	1	100	GF01	4210000	4400100100	000000	000000	35317	1354.62
2013	03	LLOYD	JULIA	1	100	GF01	4210000	4400100100	000000	000000	35317	1354.62
2013	04	LLOYD	JULIA	1	100	GF01	4210000	4400100100	000000	000000	35317	1354.62
2013	05	LLOYD	JULIA	1	100	GF01	4210000	4400100100	000000	000000	35317	1354.62
2013	06	LLOYD	JULIA	1	100	GF01	4210000	4400100100	000000	000000	35317	1354.62
2013	07	LLOYD	JULIA	1	100	GF01	4210000	4400100100	000000	000000	35317	1354.62

9,482.34

50%

4,741.17

2013	01	MONTES	JULIET	1	100	GF01	4210000	4400100100	000000	000000	108000	4142.47
2013	02	MONTES	JULIET	1	100	GF01	4210000	4400100100	000000	000000	108000	4142.47
2013	03	MONTES	JULIET	1	100	GF01	4210000	4400100100	000000	000000	108000	4142.47
2013	04	MONTES	JULIET	1	100	GF01	4210000	4400100100	000000	000000	108000	4142.47
2013	05	MONTES	JULIET	1	100	GF01	4210000	4400100100	000000	000000	108000	4142.47
2013	06	MONTES	JULIET	1	100	GF01	4210000	4400100100	000000	000000	108000	4142.47
2013	07	MONTES	JULIET	1	100	GF01	4210000	4400100100	000000	000000	108000	4142.47

28,997.29

25%

7,249.32

2013	01	OLUWA	ABIODUN	1	100	GF01	4210000	4400100100	000000	000000	74466	2856.23
2013	02	OLUWA	ABIODUN	1	100	GF01	4210000	4400100100	000000	000000	74466	2856.23
2013	03	OLUWA	ABIODUN	1	100	GF01	4210000	4400100100	000000	000000	74466	2856.23
2013	04	OLUWA	ABIODUN	1	100	GF01	4210000	4400100100	000000	000000	74466	2856.23
2013	05	OLUWA	ABIODUN	1	100	GF01	4210000	4400100100	000000	000000	74466	2856.23
2013	06	OLUWA	ABIODUN	1	100	GF01	4210000	4400100100	000000	000000	74466	2856.23
2013	07	OLUWA	ABIODUN	1	100	GF01	4210000	4400100100	000000	000000	74466	2856.23

19,993.61

50%

9,996.81

2013	01	RODRIGUEZ	JUANITA	1	100	GF01	4210000	4400100100	000000	000000	61506	2359.13
2013	02	RODRIGUEZ	JUANITA	1	100	GF01	4210000	4400100100	000000	000000	61506	2359.13
2013	03	RODRIGUEZ	JUANITA	1	100	GF01	4210000	4400100100	000000	000000	61506	2359.13
2013	04	RODRIGUEZ	JUANITA	1	100	GF01	4210000	4400100100	000000	000000	61506	2359.13
2013	05	RODRIGUEZ	JUANITA	1	100	GF01	4210000	4400100100	000000	000000	61506	2359.13
2013	06	RODRIGUEZ	JUANITA	1	100	GF01	4210000	4400100100	000000	000000	61506	2359.13
2013	07	RODRIGUEZ	JUANITA	1	100	GF01	4210000	4400100100	000000	000000	61506	2359.13

16,513.91

50%

8,256.96

2013	01	SCHARFSTEIN	TATYANA	1	100	GF01	4210000	4400100100	000000	000000	68466	2626.09
2013	02	SCHARFSTEIN	TATYANA	1	100	GF01	4210000	4400100100	000000	000000	68466	2626.09
2013	03	SCHARFSTEIN	TATYANA	1	100	GF01	4210000	4400100100	000000	000000	68466	2476.03
2013	04	SCHARFSTEIN	TATYANA	1	100	GF01	4210000	4400100100	000000	000000	68466	2626.09
2013	05	SCHARFSTEIN	TATYANA	1	100	GF01	4210000	4400100100	000000	000000	68466	2780.47
2013	06	SCHARFSTEIN	TATYANA	1	100	GF01	4210000	4400100100	000000	000000	68466	2626.09
2013	07	SCHARFSTEIN	TATYANA	1	100	GF01	4210000	4400100100	000000	000000	68466	2626.09

18,386.95
50%
9,193.48

2013	01	SHRESTHA	SHARDA	1	100	GF01	4210000	4400100100	000000	000000	70687	2711.28
2013	02	SHRESTHA	SHARDA	1	100	GF01	4210000	4400100100	000000	000000	70687	2711.28
2013	03	SHRESTHA	SHARDA	1	100	GF01	4210000	4400100100	000000	000000	70687	2711.28
2013	04	SHRESTHA	SHARDA	1	100	GF01	4210000	4400100100	000000	000000	70687	2711.28
2013	05	SHRESTHA	SHARDA	1	100	GF01	4210000	4400100100	000000	000000	70687	2711.28
2013	06	SHRESTHA	SHARDA	1	100	GF01	4210000	4400100100	000000	000000	70687	2711.28
2013	07	SHRESTHA	SHARDA	1	100	GF01	4210000	4400100100	000000	000000	70687	2711.28

18,978.96
50%
9,489.48

2013	02	WALKER	KYLE	1	100	GF01	4210000	4400100100	000000	000000	40869	783.79
2013	03	WALKER	KYLE	1	100	GF01	4210000	4400100100	000000	000000	40869	1567.58
2013	04	WALKER	KYLE	1	100	GF01	4210000	4400100100	000000	000000	40869	1567.58
2013	05	WALKER	KYLE	1	100	GF01	4210000	4400100100	000000	000000	40869	1567.58
2013	06	WALKER	KYLE	1	100	GF01	4210000	4400100100	000000	000000	40869	1567.58
2013	07	WALKER	KYLE	1	100	GF01	4210000	4400100100	000000	000000	40869	1567.58

8,621.69
75%
6,466.27

2013	01	ROBERSON	MELVA	1	100	GF01	4210000	4400100100	000000	000000	48905	1875.81
2013	02	ROBERSON	MELVA	1	100	GF01	4210000	4400100100	000000	000000	48905	1875.81
2013	03	ROBERSON	MELVA	1	100	GF01	4210000	4400100100	000000	000000	48905	1875.81
2013	04	ROBERSON	MELVA	1	100	GF01	4210000	4400100100	000000	000000	48905	1875.81
2013	05	ROBERSON	MELVA	1	100	GF01	4210000	4400100100	000000	000000	48905	1875.81
2013	06	ROBERSON	MELVA	1	100	GF01	4210000	4400100100	000000	000000	48905	1875.81
2013	07	ROBERSON	MELVA	1	100	GF01	4210000	4400100100	000000	000000	48905	1875.81

13,130.67
25%
3,282.67

2013	01	JENKINS	ROBIN	1	100	GF01	4210000	4400100100	000000	000000	35285	1353.4
2013	02	JENKINS	ROBIN	1	100	GF01	4210000	4400100100	000000	000000	35285	1353.4
2013	03	JENKINS	ROBIN	1	100	GF01	4210000	4400100100	000000	000000	35285	1353.4
2013	04	JENKINS	ROBIN	1	100	GF01	4210000	4400100100	000000	000000	35285	1353.4
2013	05	JENKINS	ROBIN	1	100	GF01	4210000	4400100100	000000	000000	35285	1353.4
2013	06	JENKINS	ROBIN	1	100	GF01	4210000	4400100100	000000	000000	35285	1353.4
2013	07	JENKINS	ROBIN	1	100	GF01	4210000	4400100100	000000	000000	35285	1353.4

9,473.80
25%
2,368.45

2013	01	RAMSAY	DENISE	1	100	GF01	4210000	4400100100	000000	000000	35285	1353.4
2013	02	RAMSAY	DENISE	1	100	GF01	4210000	4400100100	000000	000000	35285	1353.4
2013	03	RAMSAY	DENISE	1	100	GF01	4210000	4400100100	000000	000000	35285	1353.4
2013	04	RAMSAY	DENISE	1	100	GF01	4210000	4400100100	000000	000000	35285	1353.4
2013	05	RAMSAY	DENISE	1	100	GF01	4210000	4400100100	000000	000000	35285	1353.4
2013	06	RAMSAY	DENISE	1	100	GF01	4210000	4400100100	000000	000000	35285	1353.4
2013	07	RAMSAY	DENISE	1	100	GF01	4210000	4400100100	000000	000000	35285	1353.4

9,473.80
25%
2,368.45

2013	01	WALTON	DOROTHY	1	100	GF01	4210000	4400100100	000000	000000	35385	1357.23
2013	02	WALTON	DOROTHY	1	100	GF01	4210000	4400100100	000000	000000	35385	1357.23
2013	03	WALTON	DOROTHY	1	100	GF01	4210000	4400100100	000000	000000	35385	1357.23
2013	04	WALTON	DOROTHY	1	100	GF01	4210000	4400100100	000000	000000	35385	1357.23
2013	05	WALTON	DOROTHY	1	100	GF01	4210000	4400100100	000000	000000	35385	1357.23
2013	06	WALTON	DOROTHY	1	100	GF01	4210000	4400100100	000000	000000	35385	1357.23
2013	07	WALTON	DOROTHY	1	100	GF01	4210000	4400100100	000000	000000	35385	1357.23

9,500.61
25%
2,375.15

2013	01	LANE	DONNA	1	100	GF01	4210000	4400100100	000000	000000	32998	1265.68
2013	02	LANE	DONNA	1	100	GF01	4210000	4400100100	000000	000000	32998	1166.23
2013	03	LANE	DONNA	1	100	GF01	4210000	4400100100	000000	000000	32998	1265.68
2013	04	LANE	DONNA	1	100	GF01	4210000	4400100100	000000	000000	32998	1265.68
2013	05	LANE	DONNA	1	100	GF01	4210000	4400100100	000000	000000	32998	1265.68
2013	06	LANE	DONNA	1	100	GF01	4210000	4400100100	000000	000000	32998	1265.68
2013	07	LANE	DONNA	1	100	GF01	4210000	4400100100	000000	000000	32998	1265.68

8,760.31

20%

1,752.06

2013	01	BRITO	DAMARIS	1	100	GF01	4210000	4400100100	000000	000000	69197	2654.13
2013	02	BRITO	DAMARIS	1	100	GF01	4210000	4400100100	000000	000000	69197	2654.13
2013	03	BRITO	DAMARIS	1	100	GF01	4210000	4400100100	000000	000000	69197	2654.13
2013	04	BRITO	DAMARIS	1	100	GF01	4210000	4400100100	000000	000000	69197	2654.13
2013	05	BRITO	DAMARIS	1	100	GF01	4210000	4400100100	000000	000000	69197	2654.13
2013	06	BRITO	DAMARIS	1	100	GF01	4210000	4400100100	000000	000000	69197	2654.13
2013	07	BRITO	DAMARIS	1	100	GF01	4210000	4400100100	000000	000000	69197	2654.13

18,578.91

10%

1,857.89

2013	01	MCMILLIAN	SAMANTHA	1	100	GF01	3230800	4400100100	000000	000000	51169	1962.65
2013	02	MCMILLIAN	SAMANTHA	1	100	GF01	3230800	4400100100	000000	000000	51169	1962.65
2013	03	MCMILLIAN	SAMANTHA	1	100	GF01	3230800	4400100100	000000	000000	51169	1962.65
2013	04	MCMILLIAN	SAMANTHA	1	100	GF01	3230800	4400100100	000000	000000	51169	1962.65
2013	05	MCMILLIAN	SAMANTHA	1	100	GF01	3230800	4400100100	000000	000000	51169	1962.65
2013	06	MCMILLIAN	SAMANTHA	1	100	GF01	3230800	4400100100	000000	000000	51169	1962.65
2013	07	MCMILLIAN	SAMANTHA	1	100	GF01	3230800	4400100100	000000	000000	51169	1962.65

13,738.55

60%

8,243.13

2013	01	GARBEROGLIO	MICHELLE	1	100	GF01	3410000	4400100100	000000	000000	35285	1353.4
2013	02	GARBEROGLIO	MICHELLE	1	100	GF01	3410000	4400100100	000000	000000	35285	1353.4
2013	03	GARBEROGLIO	MICHELLE	1	100	GF01	3410000	4400100100	000000	000000	35285	1353.4
2013	04	GARBEROGLIO	MICHELLE	1	100	GF01	3410000	4400100100	000000	000000	35285	1353.4
2013	05	GARBEROGLIO	MICHELLE	1	100	GF01	3410000	4400100100	000000	000000	35285	1353.4
2013	06	GARBEROGLIO	MICHELLE	1	100	GF01	3410000	4400100100	000000	000000	35285	1353.4
2013	07	GARBEROGLIO	MICHELLE	1	100	GF01	3410000	4400100100	000000	000000	35285	1353.4

9,473.80

54%

5,115.85

TOTAL 406,542.19