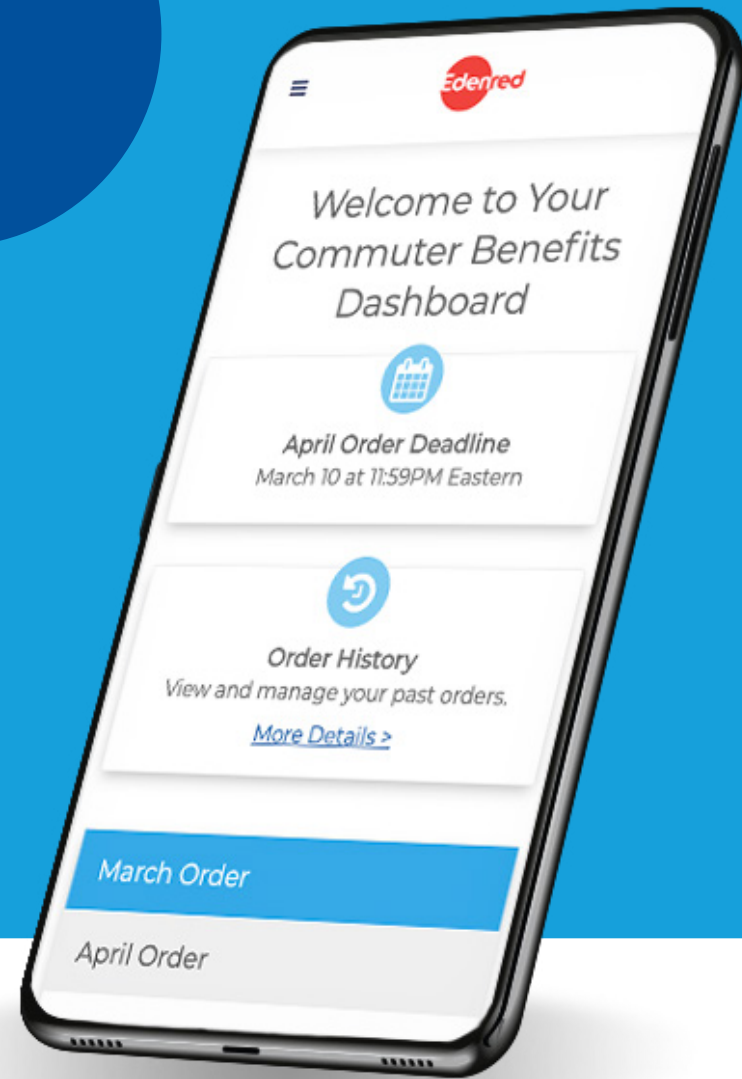


The Edenred Benefits Mobile App

Quick Start Guide

Manage your commuter benefits, anytime, any place.




Step 1: Download the new Edenred Benefits app

For Apple Devices:

<https://apps.apple.com/us/app/edenred-employee-benefits/id1523624788>

For Android Devices:

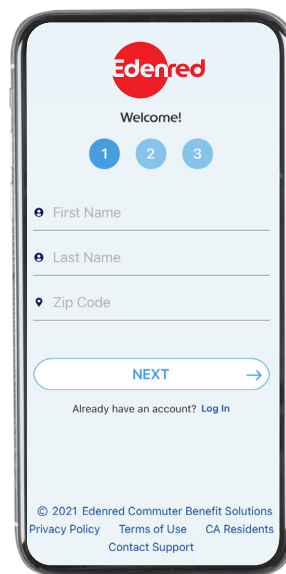
<https://play.google.com/store/apps/details?id=com.EdenredUsaBenefits>



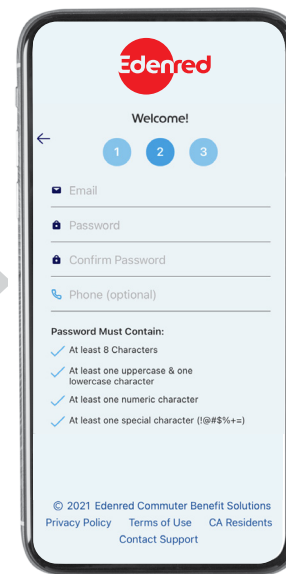
Step 2: Sign Up (First time app users. Existing app users skip to page 3)



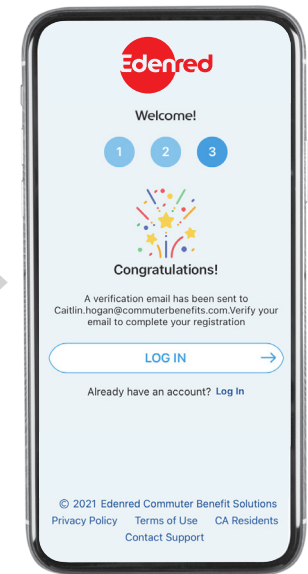
Tap 'Sign Up'.



Enter your First Name, Last Name, and Zip Code.



Create a username and password.

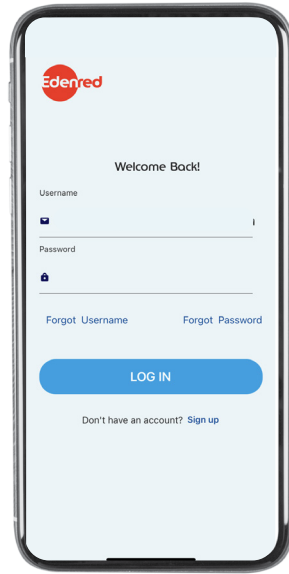


Verify your email to complete registration.

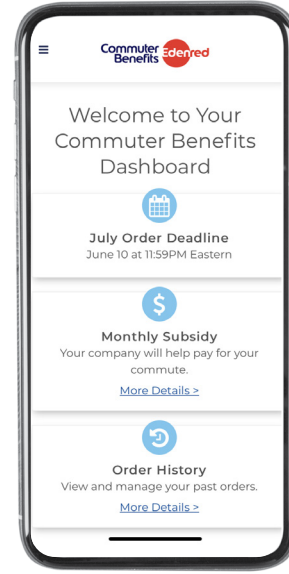
Step 2: Sign Up (Existing app users.)



Tap 'Log in'.



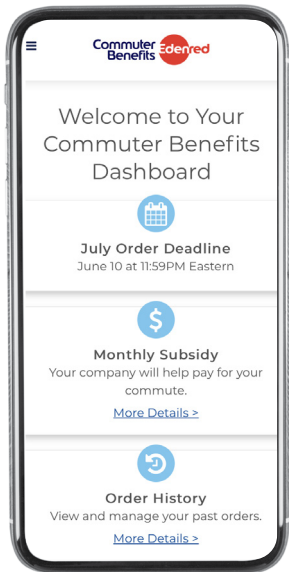
Login using the same credentials you used for old app.



Enjoy the added functionality of the new app.

Step 3: You're In!

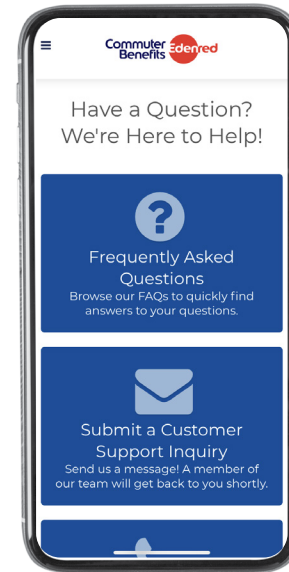
Our mobile app offers all the same great features as our website. Here's just some of what you can do:



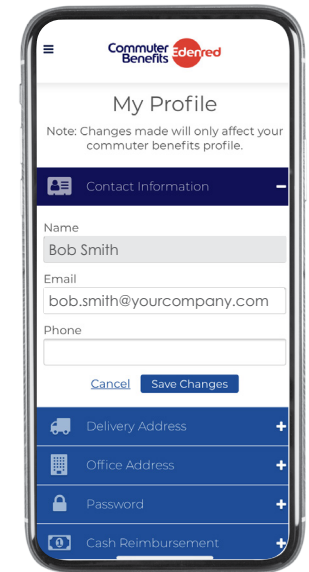
View your account at a glance from your dashboard.



Place orders for any commuting product.



View our FAQs and get support.



Update your profile, view order history and manage your account.

Step 4: Delete your old Commuter Benefits App

Don't worry, you won't lose any data by doing so.



Commuter Benefits

